



ALEXANDER
LAMONT

COUTURE

COUTURE



Expressing the Virility of Life through Objects and Materials



ALEXANDER
LAMONT

Alexander Lamont's designs are infused with vitality, soul and character; they evoke a journey of discovery. His celebrated hand-worked pieces communicate a refined and playful elegance and a quest for perfection.

Inspired by deep traditions of craftsmanship from East and West, Alexander's collections of furniture and lighting are an expression of his dedication to meticulous detail, beautiful materials and an aesthetic taste refined by a life lived between Asia and Europe.

At Alexander Lamont, our creations are made to fall in love with, to be treasured and touched and to bring to their owners a joyful communion with the great traditions of workshop excellence and a unique design sensibility.



Introducing MALABARES

MALABARES, featured in these pages, is Alexander Lamont's 2023 collection; a series of design studies exploring instances of flow, asymmetry, surface and substance through exquisite handcrafted materiality. The collection was conceived by Colombian designer Alberto Velez for Alexander Lamont.

In Spanish, MALABARES refers to a series of balancing acts: a flow of movement executed with a combination of skill and grace. The works were born during a challenging time when sudden change was imposed on all of us. They reflect the expression of human creativity in finding graceful solutions to adjust and accept new lifestyle realities and priorities. Asymmetry becomes a most important element of the series, an instigator of movement that ironically allows balance.

Alexander Lamont's signature straw marquetry and shagreen in light or dark tones envelop the pieces, meeting with organic cast brass accents that provide tactile surfaces and architectural detail. The handcrafted materials in neutral, quiet palettes maintain a tranquil but lavish presence that both enhances and controls the flow and form of each piece.

Malabares is an important collection for 2023, an expression of enlightened modern materiality

Casegoods

Acadia Low Cabinet	Page 20	Escada Bookcase	Page 62
Agata Cabinet	Page 40	Estribor Drinks Cabinets	Page 12
Amadeo Cabinet	Page 38	Howdah Nightstand	Page 56
Aurora Low Cabinet	Page 28	Hythe Tansu	Page 58
Capanema Nightstand	Page 54	Ocean Armoires	Page 42
Cicada Bar Cabinet	Page 36	Pontoon Nightstands	Page 46
Copan Credenzas	Page 22	Prism Sideboard	Page 32
Dover Tansu	Page 60	Tijuca Nightstands	Page 50

Tables

Alexandria Coffee Table	Page 120	Isola Tables	Page 94
Alexandria Salon Table	Page 124	Kertas Console	Page 164
Alexandria Side Tables	Page 122	Kumo Cocktail Tables	Page 76
Amaranth Lamp Table	Page 148	Lapis Side Tables	Page 138
Ammonite Side Tables	Page 132	Largo Coffee Tables	Page 100
Angle Coffee Table	Page 128	Lattice Tables	Page 112
Atlas Side Table	Page 184	Ledge Console Desk	Page 158
Block Arm Table	Page 142	Malabar Spot Tables	Page 88
Brancusi Spiral Table	Page 150	Marassa Coffee Tables	Page 130
Cable Side Table	Page 186	Margot Side Tables	Page 172
Cliff Console Desk	Page 162	Massif Coffee Table	Page 106
Corteza Console Tables	Page 152	Medina Coffee Table	Page 98
Corteza Dining Tables	Page 66	Orpheus Console Table	Page 170
Damascus Coffee Tables	Page 116	Ovum Spot Tables	Page 176
Drop Side Tables	Page 182	Pavé Tables	Page 96
Eshú Coffee Table	Page 104	Pontoon Cocktail Tables	Page 72
Estribor Side Tables	Page 84	Portico Side Tables	Page 92
Etched Twin Console	Page 168	Quill Side Tables	Page 134
Facet Console	Page 160	Tourbillon Table	Page 126
Fillo Long Tables	Page 144	Turtle Coffee Table	Page 108
Fillo Round Tables	Page 146	Void Spot Table	Page 174
Forge Coffee Table	Page 110	Wishbone Side Tables	Page 178
Fougère Dining Table	Page 166		

Seating

Fan Ottoman	Page 200	Mirador Slipper Chairs	Page 192
Fan Tabouret	Page 202	Reel Stool	Page 212
Galleria Daybed	Page 196	Rye Benches	Page 206
Hudson Stool	Page 210	Rye Stool	Page 194
Japan Block Stool	Page 214	Wing Benches	Page 216
Mirador Lounge Chairs	Page 188		

Screens & Mirrors

Amulet Mirrors	Page 236	Gemstone Mirrors	Page 238
Aquifer Mirror	Page 226	Lune Mirrors	Page 240
Fillo Mirrors	Page 242	Tribute Mirrors	Page 228
Flamengo Screens	Page 222	Volta Mirrors	Page 232

Lighting

Aloe Wall Sconces	Page 322	Labellum Wall Sconce	Page 340
Aphrodite Table & Bedside Lamps	Page 272	Lacuna Sconce	Page 336
Aquifer Table Lamp	Page 290	Lithe Uplight	Page 312
Archer Sconces	Page 338	Lucio Floor Lamp	Page 276
Basilica Floor Lamp	Page 274	Maluku Lamps	Page 254
Canister Table Lamp	Page 258	Marquis Sconces	Page 332
Canoas Sconce	Page 328	Mentawai Sconce	Page 326
Carapace Uplight	Page 314	Milonga Floor Lamp	Page 310
Castries Table Lamp	Page 292	Moon Lanterns	Page 284
Cicada Lanterns	Page 282	Moulin Floor Lamp	Page 308
Cornice Table Lamps	Page 300	Ogún Table Lamp	Page 266
Cupola Ceiling Downlight	Page 344	Otto Table Lamps	Page 288
Cupola Ceiling Uplight	Page 344	Plume Lamps	Page 262
Cupola Lamps	Page 264	Quilted Table Lamp	Page 286
Demi-Monde Floor Lamp	Page 256	Ruche Lantern	Page 280
Drift Lamps	Page 246	Santo Lamps	Page 268
Folly Gesso Ceiling Lights	Page 346	Scarab Candle Sconce Tall	Page 350
Folly Sconce	Page 330	Scarab Candle Sconce Wide	Page 352
Fondre Table Lamp	Page 304	Serac Lamps	Page 260
Geo Table Lamp	Page 298	Stem Table Lamps	Page 302
Globe Table Lamp	Page 306	Torta Lantern	Page 316
Goya Torchere	Page 348	Totem Table Lamp	Page 294
Hourglass Sconce	Page 334	Woven Orb Lanterns	Page 318
Inlet Table Lamps	Page 296	Yemanyá Wall Sconce	Page 320
Isola Table Lamp	Page 270	York Lantern	Page 278
Isthmus Sconce	Page 324		

Product Information	Page 356
Material Swatches	Page 382

Furniture	Casegoods
	Tables
	Seating
	Screens & Mirrors
Lighting	
Information	

When viewing images in this catalogue please note that the colours and tones vary in different light conditions and that the techniques and materials we use contain within them a degree of natural variation that lies at the heart of our artistic and craft ethos.

Casegoods



Estribor Drinks Cabinet | Ebony





Estribor Drinks Cabinet | Ebony

The Estribor drinks cabinet is a monumental yet gentle piece. Asymmetrical doors flow into each other with visual continuity and a gentle curve that invites the touch. The exterior is meticulously inlaid with straw marquetry in a staggered pattern that draws the eye around the piece. The Ebony cabinet features a tone-matched Black Oak top and warm mahogany interior. Sculptural bronzed hardware creates visual detailing and tactile pleasure.

W 50 D 21 1/4 H 33 1/4 in
W 127 D 54 H 84.5 cm







Estribor Drinks Cabinet | Beechwood

A sculptural cabinet that has been skillfully bench-made and features asymmetrical doors that flow into each other, and beautiful tactile hardware. The exterior is meticulously inlaid with Beechwood straw marquetry in a staggered pattern that draws the eye around the piece. Matching the tone of the straw is an oak top and interior.

W 50 D 21 1/4 H 33 1/4 in
W 127 D 54 H 84.5 cm



Acadia Low Cabinets

A stunning, signature material created in Alexander's studio, Autumn Embers Straw is made with layers of straw marquetry in subtle dyed tones that are pressed and abraded to reveal deep layers and cross-currents of reflective light. Grey Ash brings a muted counterpoint and a golden bamboo interior completes the delicately crafted materials. Knife hinges and rod lock in patinated brass with custom cast feet and key. Back in Grey Ash. Now available also in Ebony Embers straw.

W 48 D 16 ⁷/₈ H 33 ¹/₂ in
W 122 D 43 H 85 cm



Autumn Embers Straw



Ebony Embers Straw

Copan Credenza | Ivory over Ivory Shagreen

Flowing lines made with immaculate craftsmanship. Deeply curving concave drawer fronts and rounded corners are covered with Ivory over Ivory shagreen in parallel lines on this wonderful credenza that is elegantly lifted by bronze legs and detailed with rock crystal handles. Silvery Koto wood is applied to the top and interior.

W 78 1/2 D 21 1/4 H 33 1/2 in
W 199.5 D 54 H 85 cm





Copan Credenza | Natural Chocolate


An elegant sideboard designed by Brazilian Antonio da Motta for Alexander Lamont. The Copan Credenza is covered in Natural Chocolate shagreen parallel lines pattern with Koto wood in a soft silver tone on top, inside and at rear. Bronze legs and rock crystal handles.

W 78 1/2 D 21 1/4 H 33 1/2 in
W 199.5 D 54 H 85 cm



Aurora Low Cabinet





Aurora Low Cabinet

Eggshell columns fade to black lacquer and return, creating a cabinet that will reflect and animate any room. Meticulous workmanship and considerable time achieves a cabinet that evokes textures and light while expressing the finest skills and detailing. Lacquered Dark Walnut exterior with gently rounded frame. Knife hinges and rod lock in patinated brass with custom cast feet and key. Back and interior in satin Walnut.

W 48 D 16 ⁷/₈ H 33 ¹/₂ in
 W 122 D 43 H 85 cm








Prism Sideboard

A serious yet delightful credenza that blends a myriad of materials into a functional and elegant whole. Both light and dark, raw and refined, this piece dazzles gently.

Mother-of-pearl, patinated copper, lustrous indigo and taupe straw marquetry are inlaid by hand over the front and sides of the cabinet. Custom made feet elevate the piece and matching handles give a sensuous tactility to the touch. The top is Smoked Eucalyptus and the interior is Figured Sycamore with adjustable shelves and generous soft closing drawers.

W 66 ⁷/₈ D 20 ¹/₂ H 32 ⁵/₈ in
W 170 D 52 H 83 cm





Cicada Bar Cabinet

A whimsical drinks cabinet that exudes the spirit of the French Riviera in summer; shimmering waters, floating insects on the breeze and the sounds of jazz and laughter.

Iridescent panels of mica front the sleek drinks cabinet to compliment a cast bronze cicada handle. The LED-lit interior is lined with shimmering Figured Sycamore and houses a locking pull-table and adjustable shelves. The exterior is covered with rich tiger-stripe Smoked Eucalyptus. Raised on a base of cast bronze patina inspired by tied bamboo structures.

W 40 ³/₄ D 22 ¹/₂ H 57 ⁷/₈ in
W 103.5 D 57 H 147 cm





Amadeo Cabinet

A tall cabinet covered in Ebony straw marquetry rings that ripple out from sculpted cast handles. The top edge and base are made from cast bronze in the texture of natural straws. The interior is finished in succulent lacquered dark Wenge.

W 47 D 19 1/8 H 66 1/8 in
W 119.5 D 48.5 H 168 cm



Agata Cabinet

A dresser cabinet covered in a whirl of hand-dyed straw marquetry rings that ripple out from sculpted handles. Natural straw models were made and cast from bronze to make the base and top trim. The interior is finished in Wenge.

W 47 D 19 ¹/₈ H 66 ¹/₈ in
W 119.5 D 48.5 H 168 cm






Ocean Armoire | Deep Coral Parchment

A tall cabinet in parchment and polished brass. "I wanted the octopus to emerge from the depths through a forest of light-scattered coral beneath the ocean. To achieve this effect I developed a way to apply coral patterns onto the dark parchment while retaining the natural organic quality of the goatskins." Interior lined with Ivory parchment.


W 27 1/2 D 20 1/2 H 72 7/8 in
W 70 D 52 H 185 cm



Ocean Armoire | Reef Coral Parchment

Inspired by the idea of light beneath the ocean, coral patterns have been applied onto the parchment that envelops the exterior of the cabinet. The dark bronze octopus and feet contrast with the dramatically varied tone of the skins while the interior is lined with Ivory parchment.

W 27 1/2 D 20 1/2 H 72 7/8 in
W 70 D 52 H 185 cm





Pontoon Nightstands

Thoughtfully arranged for bedside functionality, the Pontoon nightstand is a series of gently cascading volumes, including a drawer, that float between shagreen and oak veneer. Available in right or left orientations and also practical as a side or end table in a living context. A bronzed-edge channel on top allows for the elegant exit of wires. Designed by Alberto Velez for the Malabares collection.

W 31 D 23 ⁵/₈ H 23 in
W 78.5 D 60 H 58.5 cm





Tijuca Nightstand | Burnished Metals

Straw marquetry in Burnished Metals tone curves around the elegant form of this nightstand in gorgeous chevrons. The pale Koto wood complements the natural palette while cast bronze handles and legs create contrast.

W 34 1/2" D 21 1/4" H 27" in
W 87.5" D 54" H 68.5 cm






Tijuca Nightstand | Ebony

Flowing soft lines and glowing dark surfaces suggest the Brazilian influences of this nightstand. Straw marquetry is edged with patinated brass while textured bronze handles and legs elevate the details.

W 34 1/2 D 21 1/4 H 27 in
W 87.5 D 54 H 68.5 cm





Capanema Nightstand

Pale Natural Speckle shagreen covers this nightstand, that introduces a textured central bronze leg and handles. African Koto wood is a light linear complement that makes a beautiful bedside surface. Antonio da Motta designed the piece for Alexander Lamont, bringing Brazilian modernist influences to the form.

W 34 1/2 D 21 5/8 H 27 in
W 87.5 D 54 H 68.5 cm



Howdah Nightstand

Strong yet soft. Lustrous contrasting materials make a bedroom piece that is both gentle and reassuring to touch.

The cast bronze feet and hardware are reminiscent of prehistoric stone axes with their worn soft contours. The exterior is entirely covered in richly grained Natural parchment. A parchment stand sits on the top that can be turned over to become a functional tray top. Grey Oak interior drawer lined with soft lie-de-vin nappa leather

W 24 ³/₈ D 17 ⁷/₈ H 25 ³/₈ in
W 62 D 45.5 H 64.5 cm





Hythe Tansu

A surface of dappled Burnished Woven Straw lights up this chest-of-drawers in a special finish created in our studio. Layers of straw that have been carefully rubbed through create depth and reflection. Drawer handles in warm textured cast brass emerge from the surface. Soft-close Maple drawers are lined with ivory leather. Back in Maple.

W 36 D 18 ⁷/₈ H 33 ¹/₂ in
W 91.5 D 48 H 85 cm





Dover Tansu

A chest of drawers encased in warm Grey Ash with drawer faces in Natural parchment that have been embossed to create dimension and play with the light. Cast and patinated brass handles and feet. Soft-close Maple drawers are lined with textured ivory leather.

W 36 D 18 ⁷/₈ H 33 ¹/₂ in
W 91.5 D 48 H 85 cm





Escada Bookcase

A bookcase that brings together three natural elements; wood, straw and brass, to form a striking shelf that emits light from within its straw marquetry interior. It is framed entirely by a delicately inlaid straw trim of gently vibrant tonality. The linear patterns continue with the woodcut texture in cast and gold-plated brass shelf-supports.

W 55 ¹/₈ D 14 ³/₈ H 44 ¹/₄ in
W 140 D 36.5 H 112.5 cm

Tables & Seating





Corteza Dining Table | Natural Speckle

A strong circle of French Oak with subtle inlaid pattern is raised on a shagreen-wrapped sculptural base with recessed surfaces in grooved wood and bronze to draw the eye and create a sense of flow. Designed by Alberto Velez for the Malabares collection.

Ø 63 H 29 ³/₄ in
Ø 160 H 75.5 cm





Corteza Dining Table | Natural Chocolate

A functional dining table raised on a finely detailed sculptural base lusciously wrapped in Natural Chocolate shagreen.

Ø 63 H 29 ³/₄ in
Ø 160 H 75.5 cm

Pontoon Cocktail Table

Layers of honed natural shagreen float over austere French Oak forming a soft rectangular volume with split levels connected by tangent, flowing movement. Part of the Malabares collection, this piece embodies ideas of asymmetry and flow.

W 37 L 58 H 15 1/2 in
W 94 L 147.5 H 39.5 cm






Kumo Cocktail Table | Ebony

Designed by Alberto Velez for the Malabares collection, Kumo is a soft flowing form with a vibrant geometric arrangement of dark or light-toned straw marquetry on the tabletop. The sculptural volume is raised on an Black Oak foot to create the sense of a floating surface.

W 32 1/4 L 67 H 15 1/8 in
W 82 L 170 H 38.5 cm








Kumo Cocktail Table | Beechwood

Glowing natural Beechwood straw marquetry follows the asymmetrical 'floating' form with a vibrant contemporary 'weave' pattern.

W 32 1/4" L 67" H 15 1/8 in
W 82 cm L 170 cm H 38.5 cm








Estrigor Side Table | Beechwood

A stoic volume divided into alternate heights of cast, textured bronze, the Estrigor Side table plays with a tangent surface dynamic of opening and curving faces applied with dark or light-toned straw marquetry. A gorgeous accent piece designed by Alberto Velez for the Malabares collection.

W 13 L 28 H 21 1/4 in
W 33 L 71 H 54 cm



Estribor Side Table | Ebony

Lustrous straw falls like rain around this flowing contemporary form.

W 13	L 28	H 21 1/4 in
W 33	L 71	H 54 cm





Malabar Spot Table | Natural Speckle

A confluence of geometry, sculpture and texture, the Malabar Spot table is a visually arresting element that presents cast bronze surfaces over an exquisitely crafted shagreen envelope. Designed by Alberto Velez for the Malabares collection.

W 12 1/4 L 12 1/4 H 19 1/2 in
W 31 L 31 H 49.5 cm





Malabar Spot Table | Charcoal Grey

W 12 1/4 L 12 1/4 H 19 1/2 in
W 31 L 31 H 49.5 cm





Portico Side Tables

The Portico's are delicious functional side tables bringing an accent of luxurious parchment to the living room or intimate spaces. Asymmetric architecture with legs that curve upwards and around the edges bring elegant lines to the duo - great together or solo.

Large	W 16 ³ / ₈	L 28	H 22	in
	W 41.5	L 71	H 56	cm
Small	W 12 ¹ / ₄	L 20 ⁷ / ₈	H 16 ¹ / ₂	in
	W 31	L 53	H 42	cm





Isola Tables

Isola spot and side tables are versatile pieces that bring the great contrasting materials of bronze and parchment together. Designed as subtly figurative, modernist sculptures, they meet and interact beautifully together. Lacquered parchment is full of raw natural variety while being extremely durable.

Spot Table	W 8 ⁵ / ₈	L 8 ⁵ / ₈	H 22	in
	W 22	L 22	H 56	cm
Side Table	W 12	L 16	H 17 ¹ / ₈	in
	W 30.5	L 40.5	H 43.5	cm





Pavé Tables

Bracelets, gauntlets, cuffs – ancient sculpted table forms that work beautifully together or apart. Cast, rubbed and burnished brass bases with rich surface texture, dark within and glowing outside, raise tops edged with polished brass and covered with Natural Chocolate or Natural Speckle shagreen inlaid with triangles of White Eggshell.

Tall	Ø 25 5/8	H 24 3/8 in
	Ø 65	H 62 cm
Small	Ø 23 5/8	H 20 1/2 in
	Ø 60	H 52 cm
Low	Ø 27 1/2	H 17 3/8 in
	Ø 70	H 44 cm





Medina Coffee Table

Natural parchment panels are separated by inlaid bronze lines creating a minimal shield-like table with a fine profile. Raised on strong curving bronze feet.

W 37 L 57 ¹/₈ H 13 ³/₈ in
W 94 L 145 H 34 cm



Largo Coffee Table | Natural Parchment

Bronze in linear elegance lifts and envelops the Natural parchment paneled top. Parchment colour and tone vary beautifully with every skin.

W 57 ⁷/₈ L 57 ⁷/₈ H 15 in
W 147 L 147 H 38 cm



Largo Coffee Table | Pepper Grey Parchment

Panels of Pepper Grey goatskin parchment, full of natural character and strength, are lifted by a linear bronze structure to create a wonderful moody coffee table.

W 57 7/8" L 57 7/8" H 15 in
W 147" L 147" H 38 cm





Eshú Coffee Table

Hewn legs cast in lost wax bronze support a dramatically elegant top. The straw marquetry is dyed by hand in our own workshops to five subtle tones of Burnt Coral before being inlaid in a sunburst pattern. Designed by Antonio da Motta for Alexander Lamont, the inspiration draws from Yoruba ideas of power and belief.

W 50 ³/₄ L 50 ³/₄ H 16 ¹/₈ in
W 129 L 129 H 41 cm





Massif Coffee Table

Powerful bronze legs clasp and lift a top of muted, unpolished Natural Speckle shagreen.

W 27 1/2 L 58 1/8 H 16 in
W 70 L 147.5 H 40.5 cm





Turtle Coffee Table

Dorsal shapes, sculpted base and a rawhide surface create an organic and flowing maritime energy.

Slender black bronze patinated fins support an oval ring and table surface 'carapace' of hand-shaped Natural parchment.

W 39 ³/₈ L 55 ¹/₈ H 14 in
W 100 L 140 H 35.5 cm



Forge Coffee Table

Forge is a contemporary, modernist low table in raw natural shagreen; perhaps the most enigmatic and tactile decorative material. It has been braced by an abstract bronze element that brings great strength and luscious contrast. Below, the sculptural legs lift the top with a similar abstract structure.

W 29 L 56 H 14 ⁵/₈ in
W 73.5 L 142 H 37 cm







Lattice Tables

Lattice console and side tables are minimalist, relaxed designs. Carved bronze legs reflect the light while the table surfaces are covered with a lacquer-rubbed surface developed in Alexander's studio.

Console	W 14 1/2	L 67 3/8	H 31 1/2 in
	W 37	L 171	H 80 cm
Side Table	W 18 1/8	L 23 1/4	H 23 7/8 in
	W 46	L 59	H 60.5 cm



Damascus Coffee Table

Natural Distress

A low table raised on simple textured bronze legs. The top has a curved profile borrowed from Japanese tables and a surface of Natural Distress shagreen panels inlaid in parallel lines.

W 36 L 60 H 13 ⁵/₈ in
W 91.5 L 152.5 H 34.5 cm





Damascus Coffee Table | Natural Speckle

W 36 L 60 H 13 ⁵/₈ in
W 91.5 L 152.5 H 34.5 cm




Alexandria Coffee Table

A coffee table of formal structure, with a uniquely pale rubbed surface of ivory shagreen lacquered white and framed by polished brass.

W 32 ¹/₈ L 50 H 15 ³/₄ in
W 81.5 L 127 H 40 cm






Deep Amber Mica

Alexandria Side Tables

Lamp tables made with natural mica tops in Deep Amber or Pewter tones. Legs in Black Oak and cast polished brass.

W 23 L 23 H 22 in
W 58.5 L 58.5 H 56 cm



Pewter Mica



Alexandria Salon Table

Octagonal dark legs and tapering polished brass feet lend an architectural aspect to this table. The top is made from cast bronze shagreen-textured tiles.

W 17 ⁷/₈ L 23 H 22 in
W 45.5 L 58.5 H 56 cm



Tourbillon Table

Tonally contrasting shagreen meticulously inlaid in a linear pattern. Feet in bronze patina.

W 27 1/2 L 65 H 15 in
W 70 L 165 H 38 cm



Angle Coffee Table

Pure lines and raw textures create a table of chic purity. Bronze patina legs support a field of Natural Chocolate shagreen.

W 35 ⁷/₈ L 59 ¹/₂ H 14 ⁵/₈ in
W 91 L 151 H 37 cm



Marassa Coffee Tables

Irregular sheets of natural parchment, full of tonal variation, are laid over an asymmetrical slab and lacquered. The tables are lifted by five deeply textured bronze legs. A Black Marble oval rests on the top as a sculptural accent and 'tray'. The table also works beautifully when two are placed beside each other; skins and form reflecting with elegant imperfection.

W 21 5/8 L 72 H 13 3/4 in
W 55 L 183 H 35 cm





Ammonite Side Tables

Lacquered Eggshell in gentle rings creates reflection and lustre, recalling a time when meticulous handworked detail and decoration was everything. Edged in dark brass and raised on cast legs with faceted feet.

Tall	Ø 19 3/4	H 26	in
	Ø 50	H 66	cm
Low	Ø 19 3/4	H 20 7/8	in
	Ø 50	H 53	cm





Quill Side Tables | Onyx Marble

Onyx marble, full of unexpected inclusions, is honed to create a surface of character and sophistication surrounded by a generous irregular bronze frame. Tapering textured legs rise and swell as the tables interact.

Tall	W 20 1/2	L 22 5/8	H 21	in
	W 52	L 57.5	H 53.5	cm
Low	W 24 3/8	L 26 5/8	H 18 1/4	in
	W 62	L 67.5	H 46.5	cm



Quill Side Tables | Black Marble

Cast sculpted fins support the hand-honed black stone top that reflects the light like water.

Tall	W 20 1/2	L 22 5/8	H 21	in
	W 52	L 57.5	H 53.5	cm
Low	W 24 3/8	L 26 5/8	H 18 1/4	in
	W 62	L 67.5	H 46.5	cm





Lapis Side Tables | Blue

Black patina bronze legs in our signature straw-textured finish support long cabochons of semi-precious blue tones made from strong natural lacquer.

Large	W 10 ³ / ₈	L 25 ⁵ / ₈	H 16	in
	W 26.5	L 65	H 40.5	cm
Small	W 10 ³ / ₈	L 15 ³ / ₄	H 12 ¹ / ₄	in
	W 26.5	L 40	H 31	cm



Lapis Side Tables | Ivory

Our signature straw-textured legs raise long cabochons of Ivory lacquer. Bronze legs are available in either dark patina or burnished brass.





Block Arm Table

An elegant side table between or aside seating. Bronze with a butcher's block top surface.

W 9 ⁵/₈ L 30 ⁷/₈ H 26 ³/₈ in
W 24.5 L 78.5 H 67 cm



Fillo Long Table

Inspired by Monet's mirror pond, water-lilies float on meandering stems. The cast bronze is available in richly patinated dark bronze or in Silvered Bronze.

W 24 L 47 1/4 H 17 1/8 in
W 61 L 120 H 43.5 cm





Fillo Round Tables

Silvered lily pads floating on stems form a pair of whimsical side tables.


Tall	W 14 1/8	L 15 1/8	H 15 3/4	in
	W 36	L 38.5	H 40	cm
Low	W 15	L 15 1/8	H 13 3/4	in
	W 38	L 38.5	H 35	cm



Amaranth Lamp Table

"I sculpted the base in wax many times searching for an elegant way to offset legs and arms that are darkly patinated to black bronze tones." The turned-out feet are inspired by the Chinese 'leopard foot' tables, while the arms support top in Antique Ivory Gesso finish; a burnished and hand-cracked ivory surface made with gesso.

Ø 27 1/2 H 27 3/8 in
Ø 70 H 69.5 cm






Brancusi Spiral Table

Inspired by the famous sculptor's work, this side table in darkly patinated bronze has clean elegant lines and a smooth spiral top surface.

Ø 19 ⁵/₈ H 21 ⁷/₈ in
Ø 50 H 55.5 cm





Corteza Console Table | Natural Distress

Elegant from all sides, Corteza explores notions of materiality and structure through Alexander Lamont's celebrated surfaces. Carved bronze concave pillars that echo the lines of rye straw, support a flowing volume of shagreen. Designed by Alberto Velez for the Malabares collection.

W 15 3/4 L 59 H 32 1/2 in
W 40 L 150 H 82.5 cm





Corteza Console Table | Natural Speckle

Shown in natural speckle shagreen, the Corteza console plays with asymmetry through sculptural and structural elements. Corteza is Spanish for bark - concave grooved legs giving a sense of this enveloping vital natural surface.

W 15 3/4 L 59 H 32 1/2 in
W 40 L 150 H 82.5 cm





Ledge Console Desk

A bijou desk or console table with hand-carved shoulders, and a single drawer lined in Maple. Natural Distress shagreen covers the entire piece creating a wonderful texture and tone. Bronze feet.

W 18 ⁷/₈ L 46 ⁷/₈ H 29 ³/₄ in
W 48 L 119 H 75.5 cm



Facet Console

The Facet Console was born from the idea of a table made from paper and the strength and architecture created by tapering lines and folds. The feet are bronze.

W 14 ¹/₈ L 45 ¹/₄ H 33 ¹/₈ in
W 36 L 115 H 84 cm





Cliff Console Desk

An iconic form has been up-dated with the subtle combination of Natural parchment panels and Natural Speckle shagreen drawer and back panels. Patinated solid brass feet.

W 15 L 51 1/8 H 29 1/2 in
W 38 L 130 H 75 cm





Kertas Console

A console table that was inspired by origami. The folded lines enter the volume of the console giving rise to striking angles, corners and light. Raw shagreen in Natural Chocolate tone wonderfully enhances the contemporary architectural structure.

W 15 ³/₄ L 55 ¹/₈ H 31 ¹/₂ in
W 40 L 140 H 80 cm



Fougère Dining Table

Strong bronze tusk legs support a scalloped table top covered with fully lacquered Natural Chocolate shagreen.

W 43 1/4 L 70 7/8 H 28 3/8 in

W 110 L 180 H 72 cm





Etched Twin Console

Two forms interact together. Etched steel gives durability and a distressed monochrome sculptural aspect. Surfaces vary due to the hand-applied nature of the etching process.

W 13 ³/₈ L 55 ¹/₈ H 31 ⁷/₈ in
W 34 L 140 H 81 cm





Orpheus Console Table

The Orpheus Console table is patterned with a dance of eggshell triangles inlaid into black lacquer. Six sinuous lost-wax bronze legs stretch beneath with bronze caps on the top surface. Bronze also finishes the table ends.

W 16 L 62 ⁵/₈ H 31 ⁷/₈ in
W 40.5 L 159 H 81 cm



Margot Side Tables

Elegant spot tables with sculpted legs in dark bronze patina and tops in parchment, shagreen or Red Moon Lacquer.

Ø 4 1/8" H 21 1/4 in
Ø 36 cm H 54 cm





Void Spot Table

A textured bronze sculpture serves as a simple drinks table.

W 7 ⁷/₈ L 10 ³/₈ H 24 ³/₈ in
W 20 L 26.5 H 62 cm





Ovum Spot Tables

Ornamental and functional tables that bring two voluptuous bronze forms together with a precious egg between – available in two materials : luscious Natural Calcite or finely applied Eggshell covered with natural black lacquer.

Ø 9 1/2 H 23 5/8 in

Ø 24 H 60 cm





Wishbone Side Table
Shibori Tie-dye Parchment

Any great drinks table should have beautiful sensuous legs and a top that mystifies and asks to be touched.

Cool black bronze lines lift a top that is made from parchment hand-dyed in natural indigo with a complex shibori pattern.

Ø 18 ⁷/₈ H 26 ¹/₈ in
Ø 48 H 66.5 cm





Wishbone Side Table
Natural or Pepper Grey Parchment

Elegant side table with cool Natural or Pepper Grey Parchment top raised on cast bronze legs.

Ø 18 ⁷/₈ H 26 ¹/₈ in
Ø 48 H 66.5 cm





Drop Side Tables

A pair of jewel-like side tables with tops of Beechwood straw marquetry raised on bronze patina legs.

Tall	W 14 ⁵ / ₈	L 25	H 25 ³ / ₄ in
	W 37	L 63.5	H 65.5 cm
Low	W 14 ⁵ / ₈	L 25	H 20 ¹ / ₈ in
	W 37	L 63.5	H 51 cm





Atlas Side Table

A pure lostwax side table in bronze patina with engraved sunburst lines.

Ø 25 ³/₈ H 23 ⁵/₈ in
Ø 64.5 H 60 cm





Cable Side Table

Inspired by the reflection of water, an undulating, gently worn bronze disc is lifted by a narrowing coil of rope to create a timeless, intriguing drinks table.

Ø 15 1/2 H 21 7/8 in

Ø 39.5 H 55.5 cm







Mirador Lounge Chair

Mirador armchairs are designed for Alexander Lamont by Brazilian designer Antonio da Motta. The seats are lifted by a flowing bronze line that glides beneath and around the chairs in a seductive form. Parchment armrests bring an unexpected luxurious natural element. The upholstery uses eight-way, hand-tied springs providing a very comfortable seat that maintains its shape. Available in Espresso woven fabric with bronze patina and Cocoa parchment, or Ecrú woven fabric with patinated brass and Café au Lait parchment.

W 34 1/4 D 34 H 32 1/4 in
W 87 D 86.5 H 82 cm



Mirador Slipper Chair

Mirador Slipper chairs have a whimsically chic bronze structure that elevates the strong and comfortable hand-tied sprung seat. Available in four colours: Cinnabar red velvet or Cement woven fabric with patinated brass frame, and Midnight blue velvet or Espresso woven fabric with bronze patina frame.

W 26 D 34 H 32 1/4 in
W 66 D 86.5 H 82 cm





Galeria Daybed

Galeria by Antonio da Motta is an architectural, versatile and luxuriously upholstered daybed. It brings a contemporary functional form, accented with elegant details, to living or bedroom spaces. Hand-tied and sprung, the seat is comfortable, minimal and keeps its form beautifully. The upholstery sits on a raw shagreen platform that is raised by sculpted bronze legs, while semi-precious stone buttons hold the cushions in place.

W 72 D 35 1/4 H 24 1/4 in
W 183 D 89.5 H 61.5 cm





Onyx Marble
Calcite Amber
Black Marble
Calcite Natural

Aventurine





Fan Ottoman

A round seat of haunting beauty (and real comfort) that catches the light and the myriad forms of fan coral. Gorgeous around a sofa, or near a window, allowing one to sit in the direction desired.

Ø 36 ⁵/₈ H 19 ³/₄ in
Ø 93 H 50 cm






Fan Tabouret

Fan corals are wispy, shimmering natural forms. We use the lines of coral to create a light bronze stool that is comfortable to sit on and striking to behold.

W 19 ³/₄ D 11 ³/₄ H 17 ³/₄ in
W 50 D 30 H 45 cm





Rye Stool

Rye straw was used to make tapering structural forms and then cast, rubbed and polished to create an alluring base. Ecrú woven fabric covers the comfortable and inviting seat.

Ø 16 ³/₈ H 18 ¹/₄ in
Ø 41.5 H 46.5 cm





Rye Benches | Bronze Patina

Two sleek benches are raised on slender textured legs cast from bundles of rye-straw and finished in black patina. A subtle lip protrudes creating finish and tactile pleasure. Camel woven fabric.

Small	W 24 ⁵ / ₈	D 15 ¹ / ₈	H 18 ¹ / ₈ in
	W 62.5	D 38.5	H 46 cm
Long	W 44 ¹ / ₄	D 15 ¹ / ₈	H 18 ¹ / ₈ in
	W 112.5	D 38.5	H 46 cm



Rye Benches | Burnished Brass

Sculpted and alluring lines of rye straw are cast, rubbed and polished to reveal their glowing contrast. A handsome bench that is comfortable and inviting. Camel woven fabric.

Small	W 24 ⁵ / ₈	D 15 ¹ / ₈	H 18 ¹ / ₈ in
	W 62.5	D 38.5	H 46 cm
Long	W 44 ¹ / ₄	D 15 ¹ / ₈	H 18 ¹ / ₈ in
	W 112.5	D 38.5	H 46 cm



Hudson Stool

Inspired by a bracelet, this stool is made from dancing and contrasting black and polished steel that interplay and strengthen the piece. The top is covered with handstitched natural nappa leather in a subtle lie-de-vin color.

Ø 16 H 17⁷/₈ in
Ø 40.5 H 45.5 cm



Reel Stool

There is an industrial sensuousness to this stool; something between a roller and a corset. The tiny panels of shagreen give a sense of movement and pattern that is topped and bottomed with rich slabs of softly bulbous cast aluminium.

Ø 15 3/4 H 17 3/4 in
Ø 40 H 45 cm



Japan Block Stool

Cast bronze block with honed surface and corners.

W 13 ³/₄ D 13 ³/₄ H 17 ¹/₂ in
W 35 D 35 H 44.5 cm



Wing Bench

A piece of sculpture to sit upon. Distressed and generous with sinuous structural lines. A gentle lip protrudes to support the seat cushion. Woven jacquard fabric finishes the top. The bronze patinated surface has a gently worn finish that comes forth when observed.

W 36 ³/₈ D 14 ³/₄ H 18 ⁷/₈ in
W 92.5 D 37.5 H 48 cm



Wing Bench | Long

Long fluid limbs of textured bronze lift a detailed frame and comfortable upholstered seat.

W 64 D 14 ³/₄ H 19 ¹/₂ in
W 162.5 D 37.5 H 49.5 cm



Screens & Mirrors






Flamengo Screen | Silvered Straw

Voluptuous curving screen covered with Silvered straw marquetry that echoes the joyous pavements of Rio. Designed by Antonio da Motta for Alexander Lamont.

W 69 1/4 H 74 D 1 5/8 in
W 176 H 188 D 4 cm





Flamenco Screen | Ebony

Ebony straw marquetry and Wenge veneer.

W 69 1/4 H 74 D 1 5/8 in
W 176 H 188 D 4 cm



W 27 1/8 H 35 5/8 D 2 1/8 in
W 69 H 90.5 D 5.5 cm



Aquifer Mirror


Aquifer is a modernist wall sculpture and mirror. Asymmetrical parchment elements rise and fall to create a bracelet-surround accented with bronze cuffs. It has both a casual yet artistic presence in any room.



Tribute Mirror | Pewter

Tribute has a mica frame that shimmers behind bronze leaves and a 'floating' mirror. Ancient, like a Mayan headress, the mirror creates a sensual accent that varies in different light conditions. Available in Deep Amber mica with pale bronze leaves or Pewter mica with dark bronze leaves.

W 31 ¹/₈ H 37 ³/₄ D 2 ³/₈ in
W 79 H 96 D 6 cm



Tribute Mirror | Deep Amber



W 31 1/8 H 37 3/4 D 2 3/8 in
W 79 H 96 D 6 cm




Volta Mirror | Natural Speckle

Two natural tones of shagreen lie side by side separated by patinated brass lines to create an elegantly composed mirror frame.

W 39 ³/₈ H 39 ³/₈ D 2 in
W 100 H 100 D 5 cm





Volta Mirror | Daybreak Ombré Straw

Hand-selected straw in a spectrum of natural colours pulses around this elegant mirror frame in ombré tones.

W 39 ³/₈ H 39 ³/₈ D 2 in
W 100 H 100 D 5 cm






Amulet Mirrors

Sculpted facets draw and attract the light while amulets of sunburst straw in ombre tones adorn the warmly patinated cast mirrors.

Round	W 28 1/8	H 28 1/8	D 1 3/8 in
	W 71.5	H 71.5	D 3.5 cm
Rectangle	W 19 1/2	H 43 7/8	D 1 5/8 in
	W 49.5	H 111.5	D 4 cm





Gemstone Mirror

The Gemstone Mirror takes jewel-like colours and the reflective beauty of natural straw and applies it in a faceted pattern. The mirrors are framed by thick warmly patinated brass. Available in Burnished Metals Straw or Aqua Straw.

W 34 ⁷/₈ H 34 ⁷/₈ D 1 ⁵/₈ in
W 88.5 H 88.5 D 4 cm





Lune Mirrors

A gorgeous trio of cast bronze mirrors combining a corroded texture with precious metal details.

Small	Ø 10 ⁷ / ₈	D 1 ³ / ₄ in
	Ø 27.5	D 4.5 cm
Medium	Ø 15	D 2 in
	Ø 38	D 5 cm
Large	Ø 20 ¹ / ₂	D 2 ³ / ₄ in
	Ø 52	D 7 cm





Fillo Mirror

Monet's mirror. Water-lilies are cast in bronze and patinated in rich earth tones

W 41 1/2 H 49 D 1 1/8 in
W 105.5 H 124.5 D 3 cm



Lighting







Drift Table Lamp | Beechwood

Introduced this year as part of the Malabares collection, Drift offers sculptural volume enhanced by reflective straw marquetry surfaces and meticulous bronze details.

Ø 16 1/8 H 25 3/8 in
Ø 41 H 64.5 cm

Drift Floor Lamp | Beechwood

The Drift floor lamp is an ascending composition of shifting volumes enhanced by the flowing nature of straw marquetry in dark, light or custom tones. Cast bronze elements - a tiny ledge; a carved foot - adorn the intriguing lines.

Ø 19 1/4 H 62 in
Ø 49 H 157.5 cm







Drift Table Lamp | Ebony

Ø 16 1/8 H 25 3/8 in
Ø 41 H 64.5 cm



Drift Floor Lamp | Ebony

Ø 19 1/4 H 62 in
Ø 49 H 157.5 cm



Maluku Lamps

Inspired by the island drums of the South Seas, alluring cones of Natural parchment are finished and detailed with dark patinated brass. Shade in linen.

Table Lamp	Floor Lamp
Ø 18 1/8 H 29 3/8 in	Ø 18 1/8 H 61 in
Ø 46 cm H 74.5 cm	Ø 46 cm H 155 cm





Demi-Monde Floor Lamp

The Demi-Monde is raised on a cast bronze base that elegantly flushes with the tapering column of Natural Speckle shagreen split by a bronze channel. The top gracefully curves up to a double-head bulb. Linen shade.

Ø 19 ³/₄ H 60 ¹/₄ in
Ø 50 H 153 cm





Canister Table Lamp

Large natural shagreen skins wrap this lamp base along its curved spines, exposing the delicious nature of the material in a modern form that is split along a dark cast patinated void.

Ø 19 ³/₄ H 29 ¹/₂ in
Ø 50 H 75 cm



Serac Lamps

Serac lamps are stacked and asymmetric sculptural forms that balance alluringly on soft bronze bases. Raw, distressed shagreen meets lines or slabs of cast bronze to exude an understated contrast of materials.

Table Lamp	Floor Lamp
Ø 15 3/4 H 28 1/4 in	Ø 19 3/4 H 65 1/2 in
Ø 40 H 72 cm	Ø 50 H 166.5 cm



Plume Lamps

Straw marquetry hand-dyed in ebony to pale has been inlaid to create an ombre feathered pattern in smokey tones. The lamp rests on a bronze base.

Table Lamp	Floor Lamp
Ø 15 3/4 H 28 3/4 in	Ø 18 1/8 H 65 1/8 in
Ø 40 H 73 cm	Ø 46 H 165.5 cm



Cupola Lamps

Hand-ground and polished cast brass domes entirely covered in White Eggshell emit a hauntingly beautiful ring of light from both table and floor versions. Lamps are supported on tapering cast bronze stands.

Table Lamp	Floor Lamp
Ø 12 3/4 H 19 7/8 in	W 18 1/4 D 12 3/4 H 66 1/8 in
Ø 32.5 H 50.5 cm	W 46.5 D 32.5 H 168 cm





Ogún Table Lamp

A tall translucent stone vase sits on a bronze studded base creating a dramatic, natural lighting element. Antonio da Motta was inspired by African textures and mythology in designing these lamps.

Ø 9 H 24 in
Ø 23 H 61 cm



Santo Lamps

The sublime texture of muted unpolished shagreen is most alluring when the form is simple yet strong. Linen shade.

Table Lamp	Floor Lamp
Ø 15 3/4 H 30 1/8 in	Ø 18 1/8 H 65 1/8 in
Ø 40 H 76.5 cm	Ø 46 H 165.5 cm






Isola Table Lamp

Isola is a whimsical yet elemental meeting of form and materials. The dark and light elements dance in a monumental yin and yang of raw parchment and fire-patinated dark bronze. The two halves are designed to sit slightly askew, with an intriguing overlay where they almost touch.

Ø 19 ³/₄ H 26 ⁵/₈ in
Ø 50 H 67.5 cm



Aphrodite Table & Bedside Lamps

In ancient sculpture, an acrolith is a figure made of two materials – one simple and one precious. In these large and small voluptuous lamps, a bronze base supports a top of ivory-toned Natural Speckle shagreen.

Bedside Lamp	Table Lamp
Ø 11 5/8 H 15 1/8 in	Ø 19 3/4 H 26 3/8 in
Ø 29.5 H 38.5 cm	Ø 50 H 67 cm





Basilica Floor Lamp

A black bronze tapering tower is completed with hand-shaped parchment blocks creating a unique and striking light. Inspired by the acrolith sculptures of ancient Greece that combined two rare materials.

Ø 23 ⁵/₈ H 68 ⁷/₈ in
Ø 60 H 175 cm





Lucio Floor Lamp

Three tapering pillars of subtly textured bronze rise and support a hand-blown glass octagon shade in White Jade.

Ø 14 ⁵/₈ H 66 ¹/₈ in
Ø 37 H 168 cm





York Lantern

A lantern that glows with words. The text of a poem by W.H. Auden forms the literal structure of this lantern cast in brass. 'The More Loving One' is a poem that is poignantly positive and personal in making the choice to love others, whether or not that love is reciprocated.

W 8 ⁷/₈ D 8 ⁷/₈ H 14 ³/₄ in
W 22.5 D 22.5 H 37.5 cm



Ruche Lantern

This deeply-gouged bronze lantern creates a sculptural drama of light, texture and shadow.

W 8 1/8" D 8 1/8" H 12 3/4" in
W 20.5" D 20.5" H 32.5" cm





Cicada Lanterns

Timelessly sophisticated lamps in tall (electrified) and low (candle) sizes. These octagonal lanterns are made from Peking glass, also known as 'jade-cut' glass due to the time-consuming manual-polishing process. The base and top are bronze with a dark patina.

Candle	Electrified
W 7 1/2 D 7 1/2 H 11 in	W 7 1/2 D 7 1/2 H 15 in
W 19 D 19 H 28 cm	W 19 D 19 H 38 cm





Moon Faceted Lantern

Moon Faceted Lantern
 Ø 12 H 13 ³/₄ in
 Ø 30.5 H 34 cm

Moon Globe Lantern
 Ø 12 ³/₈ H 17 ¹/₈ in
 Ø 31.5 H 43.5 cm

Moon Lanterns

Lanterns made from hand-blown Peking glass in white colour (sometimes called 'mutton fat white'). The glass has natural inclusions and bubbles that are inherent to this traditional technique and give uniqueness to each piece. Jars are blown and then laboriously polished by hand using jade-cutting methods. The tall Moon Globe Lantern has a smooth rounded surface while the lower Moon Faceted Lantern has eight angled rings.



Moon Globe Lantern



Quilted Table Lamp

The texture on this lamp was inspired by an antique ring. The soft warmth of the bronze and the quilted effect create a beautifully reflective surface.

Ø 18 1/8 H 26 in

Ø 46 H 66 cm



Otto Table Lamp

Understated table lamp with octagonal form finished in either Natural Distress shagreen, Natural parchment or Louro Preto wood. Cast top in bronze patina.

Ø 16 1/8 H 25 5/8 in
Ø 41 H 65 cm



Natural Distress Shagreen



Louro Preto Wood



Parchment



Aquifer Table Lamp

The layers in this beautifully patinated sculptural table lamp evoke a sedimentary monolith.

Ø 18 1/8 H 27 3/8 in
Ø 46 H 69.5 cm





Castries Table Lamp

Thoughts, graphics, sculpture, light! The text circling this lamp is a visual meditation on a poem written by Nobel Laureate Derek Walcott; 'Love After Love'. The poem is a reflection on the journey of life and Alex carved the wax to spend time with the ideas contained.

Ø 19 ³/₄ H 26 ³/₄ in
Ø 50 H 68 cm





Totem Table Lamp

A sculptural lamp formed of Burned Ash wood bound by a 'bondage' of textured patinated brass. The interplay of grain and line creates a sense of power and energy.

Ø 19 ³/₈ H 29 ⁷/₈ in
Ø 50 H 76 cm





Straw Marquetry



Shagreen

Inlet Table Lamp

An elliptical shade floats above either a pool of Natural Speckle shagreen or a sunburst oval of Beechwood straw marquetry that catch and reflect the light. The tapering structure is cast in bronze and finished in a dark patina.

W 17 1/2 D 11 3/8 H 19 1/4 in
W 44.5 D 29 H 49 cm



Geo Table Lamp

A lighting element of architectural simplicity, the Geo Table Lamp has an Ivory parchment column and Natural Chocolate shagreen shade that is lined with pure gold leaf and supported by bronze arms. The lamp has four bulb sockets. The simple geometric shape of the lamp is complemented by the mottled shagreen texture and the warm glow of gold leaf.

W 24 ³/₄ D 24 ³/₄ H 19 ³/₄ in
W 63 D 63 H 50 cm





Antique White Gold

Cornice Table Lamp

A monumental marble block has been roughly chiseled and gilded to bring the light of pure gold or silver to the textures that happen as the stone is broken. No two pieces are the same. Linen shade.

Ø 16 1/8 H 20 7/8 in
Ø 41 H 53 cm



Antique Gold



Ebony Straw



Shagreen

Stem Table Lamps

A slender bronze base and stem holds a rigid shade that emits a lustrous glow. Finish options for the shade include Natural Chocolate shagreen, or Bronze or Ebony straw marquetry. All are lined inside with pure gold leaf.

W 5 1/2 D 5 1/2 H 25 5/8 in
W 14 D 14 H 65 cm



Burnished Metal Straw



Fondre Table Lamp

A lamp inspired by the beautiful form of the Japanese 'warosoku' temple candle. The lamp is made in 'Ivory over Ivory Shagreen' – ivory shagreen which has been lacquered white. Finished with a smooth patinated base and inverted parchment or linen shade.

Ø 8 1/8 H 20 5/8 in
Ø 20.5 H 52.5 cm





Globe Table Lamp

Simple and luxurious; a perfect sphere of cool Natural Speckle shagreen sits on a square bronze base. Linen shade.

Ø 16 1/8 H 19 1/8 in
Ø 41 H 48.5 cm





Moulin Floor Lamp

Inspired by the idea of building a pillar of stacked irregular objects that are curved on every surface; an impossible task. The play of movement, balance, tension and texture creates a sculptural yet whimsical floor lamp. A single gilded disc adorns the centre. The shade is linen.

Ø 28 ³/₄ H 72 ¹/₄ in
Ø 73 H 183.5 cm





Milonga Floor Lamp

Totemic floor lamp cast with the lost-wax technique in a fluid, dancing form accented with hand-applied mercury gold. Linen shade.

Ø 27 1/2" H 69 7/8" in
Ø 70" H 177.5 cm





Lithe Uplight

The form of the Lithe Uplight is feminine and slender; the bronze finish has a mottled texture. The interior cup is edged with gold leaf.

Ø 11 1/4 H 69 1/8 in
Ø 28.5 H 175.5 cm






Carapace Uplight

Monumental uplight in sculpted cast bronze.

Ø 11 H 72 in
Ø 28 H 183 cm





Torta Lantern

Torta is a lantern mosaic of raw, strong hand-beaten paper finished in a diversity of textures and hues. The light has a wonderful glowing energy and is raised on a slender cast bronze base. Torta brings together intricate craftsmanship with a relaxed chic mood - a friend to any evening.

Ø 16 H 44 ³/₄ in

Ø 40.5 H 113.5 cm



Woven Orb Lanterns

Woven copper lanterns based on Balinese cock-fighting baskets. The copper will slowly patinate and become darker. Wired for indoor use / water proof re-chargeable lanterns available for outdoor use.

Small	Large
Ø 15 3/8 H 21 7/8 in	Ø 22 1/2 H 30 1/2 in
Ø 39 H 55.5 cm	Ø 57 H 77.5 cm





Yemanyá Wall Sconce

Gold light pours out from behind a totemic black bronze mace floating at the centre of a wide cast bowl. The sconce was inspired by ideas of power and belief from Africa.

Ø 15 D 7 ⁵/₈ in
Ø 38 D 19.5 cm





Aloe Wall Sconces

Aloe is inspired by the natural world; like a shell or a succulent petal, the Aloe sconce glows and changes its mood whether lit or unlit. Astrid Dahl for Alexander Lamont.

W 9 ⁵/₈ H 13 ³/₄ D 5 ³/₄ in
W 24.5 H 35 D 14.5 cm





Isthmus Sconce

A shield-like slice of Natural parchment lined in pure gold creates a unique ivory wall lamp.

W 13 H $8 \frac{7}{8}$ D $6 \frac{1}{4}$ in
W 33 H 22.5 D 16 cm



Mentawai Sconce

A sculptural bronze wall light inspired by the shields of Indonesia.

W 8 1/4 H 15 1/2 D 4 1/8 in
W 21 H 39.5 D 10.5 cm





Canoas Sconce

A delightful wall sconce in bronze, lined in pure goldleaf.

W 11 ³/₄ H 6 ¹/₈ D 6 ¹/₂ in
W 30 H 15.5 D 16.5 cm





Folly Sconce

A teak leaf cast in lost wax bronze and finished in pure gold leaf to create a natural reflective surface. The intense colour of the gilding will fade over time to a soft antique patina.

W 10 ⁵/₈ H 23 ¹/₄ D 4 ³/₈ in
W 27 H 59 D 11 cm



Marquis Sconce

A shield of bronze that mirrors the marquis diamond cut. With a richly sculpted texture in bronze, the sconce creates shafts of light emanating in lines and points.

W 7 1/4 H 20 5/8 D 4 3/4 in
W 18.5 H 52.5 D 12 cm

Marquis Sconce | Silvered

The simple form of the Marquis Sconce is finished in Silvered bronze to create a contemporary lighting element.

W 7 1/4 H 20 5/8 D 4 3/4 in
W 18.5 H 52.5 D 12 cm





Hourglass Sconce

Bronze with gold interior creates the most alluring light. Pure gold is emitted from behind an inner droplet that ebbs into the lower space.

W 8 1/4 H 17 3/8 D 4 3/4 in
W 21 H 44 D 11 cm





Lacuna Sconce

A slice of light emanating from within. The tall carapace floats forward on arms that lift it from the gilded circle. A cicada in bronze and gold split by a lacuna - or void.

W 9 1/2 H 16 1/8 D 4 3/4 in
W 24 H 41 D 12 cm





Ebony Straw



Shagreen

Archer Sconce

An elegant bronze patina stem supports a shade lined with hand-applied pure gold leaf. The shade is available in shagreen or in Bronze or Ebony straw marquetry.

W 5 ³/₄ H 25 ³/₈ D 8 ¹/₂ in
W 14.5 H 64.5 D 21.5 cm




Burnished Metal Straw





Labellum Wall Sconce

A seductive bronze orchid propagated to live on a wall and emit light and shadow. Wrapped in its petals and delicate folds, the Labellum Wall Sconce is a unique piece inspired by the beauty and architecture of rare orchids. It contains an interior of pure gold leaf.

W 15 1/2 H 28 D 11 in
W 39.5 H 71 D 28 cm







Cupola Ceiling Uplight

A lyrical form brings poetic light. A cast brass dome finished in White Eggshell held within a bronze oval, creates a stunningly beautiful ring of light upwards. Suspended by a chain of complementary varying loops.

W 14 ³/₈ H 87 D 12 ³/₈ in
W 36.5 H 221 D 31.5 cm

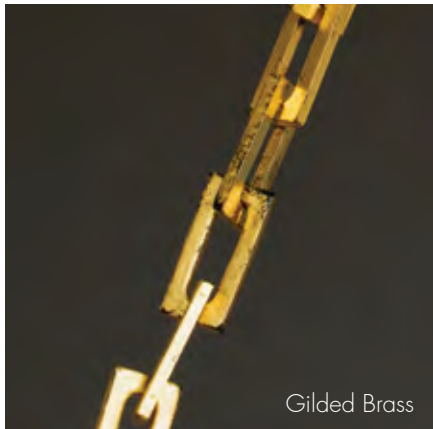
Cupola Ceiling Downlight

A luminous play of rings and ovals. The hand-polished interior of this sculptural pendant lamp creates a striking ring of golden light downwards. The cupola is cast brass covered with White Eggshell. The suspension ring, unique chain and ceiling bracket are dark bronze.

W 14 ³/₈ H 87 D 12 ³/₄ in
W 36.5 H 221 D 32.5 cm

Chains are non-adjustable. Custom length upon request.





Gilded Brass



Bronze Patina



Polished Brass



Folly Gesso Ceiling Light

Leaves floating down from the ceiling. Teak leaves overlapping in plaster are suspended by three square-form chains available in gilded brass, black bronze patina or brass.

Chains are non-adjustable. Custom length upon request.

Ø 23 ³/₈ H 35 ⁷/₈ in
Ø 59.5 H 91 cm



Goya Torchere

A golden bowl of naked flames is lifted on long burnt bronze textured legs with faceted polished feet. Included is a candle-holding frame that enables varied candles to be held securely and for easier cleaning.

Ø 15 1/2 H 45 1/4 in
Ø 39.5 H 115 cm





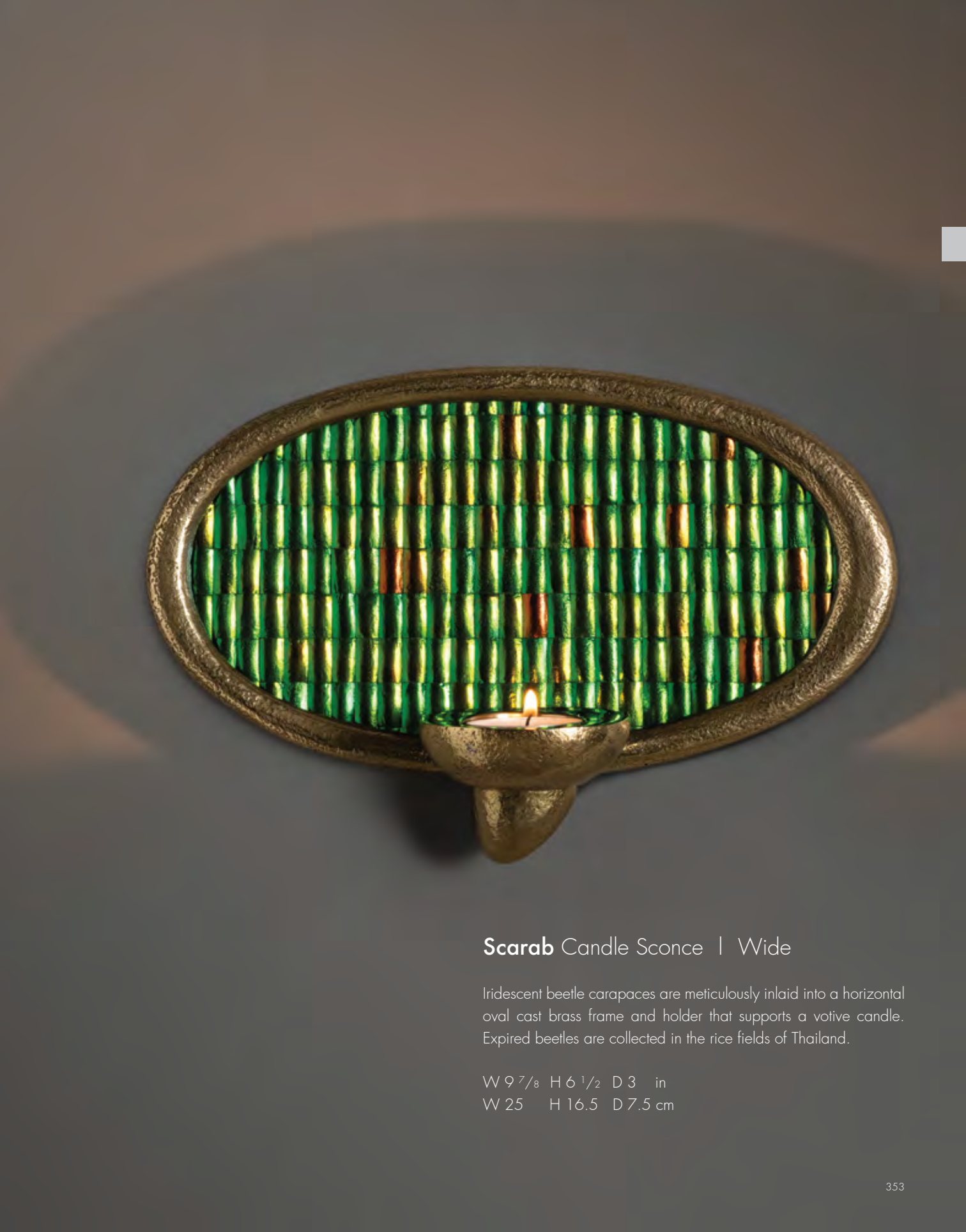


Scarab Candle Sconce | Tall

Made from intricately inlaid beetle carapaces collected in the rice fields of Thailand, the Scarab Candle Sconce creates a mesmerizingly iridescent light. Strong sculptural elements in cast brass support a tapered candle.

W 6 ⁷/₈ H 18 ¹/₂ D 4 ¹/₂ in
W 17.5 H 47 D 11.5 cm





Scarab Candle Sconce | Wide

Iridescent beetle carapaces are meticulously inlaid into a horizontal oval cast brass frame and holder that supports a votive candle. Expired beetles are collected in the rice fields of Thailand.

W 9 ⁷/₈ H 6 ¹/₂ D 3 in
W 25 H 16.5 D 7.5 cm

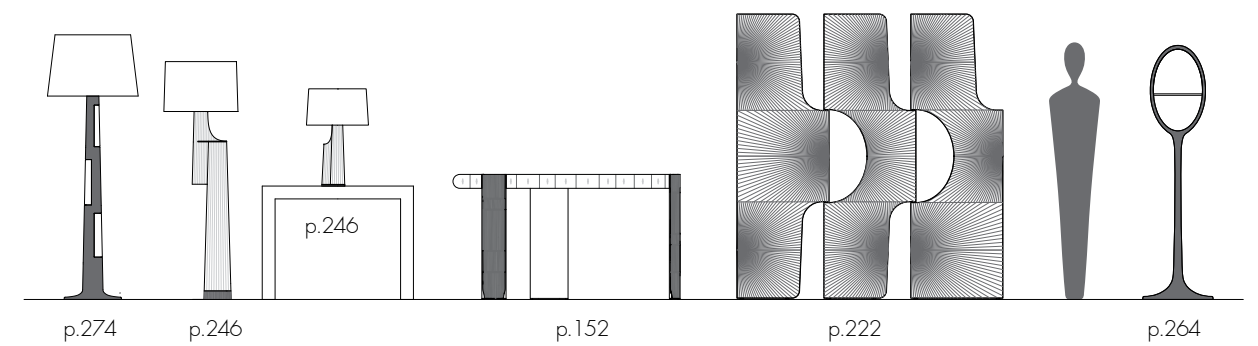
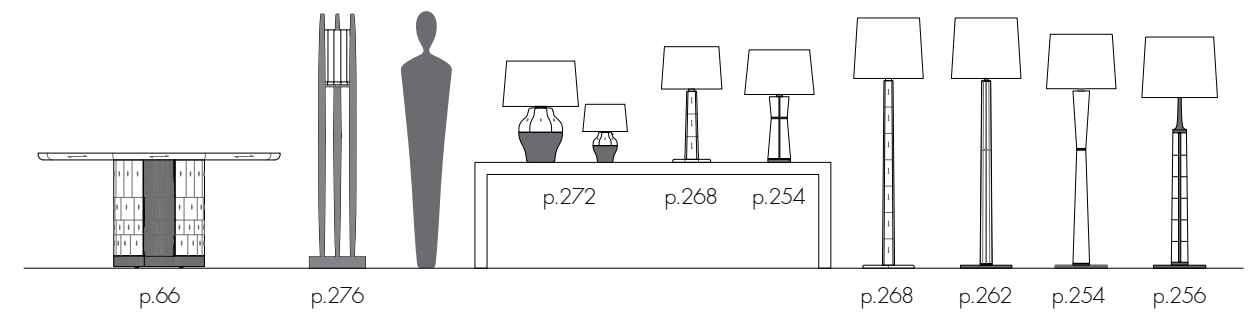
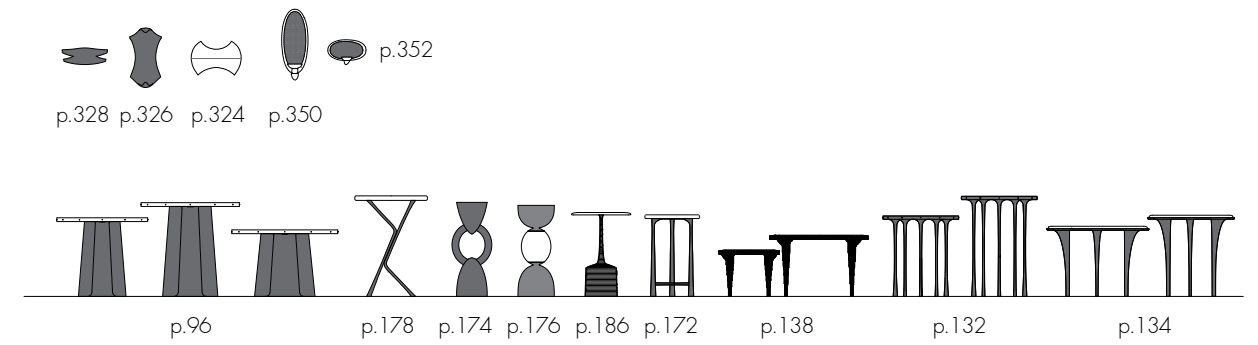
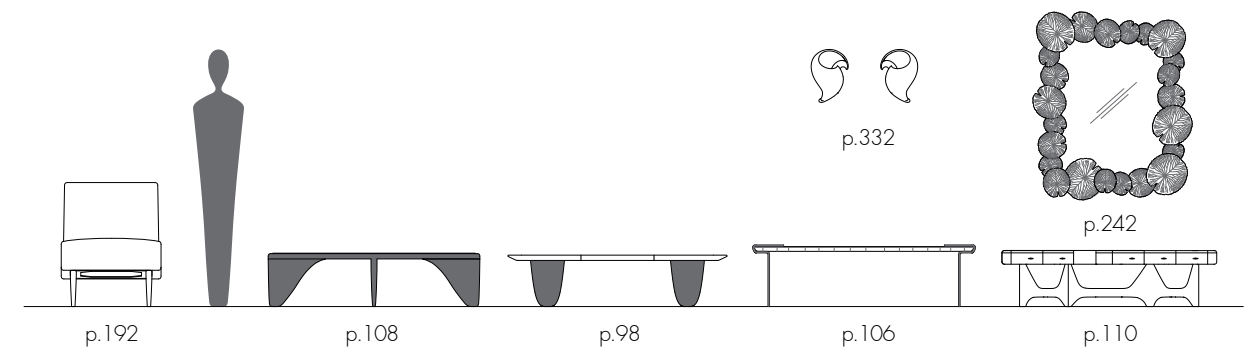
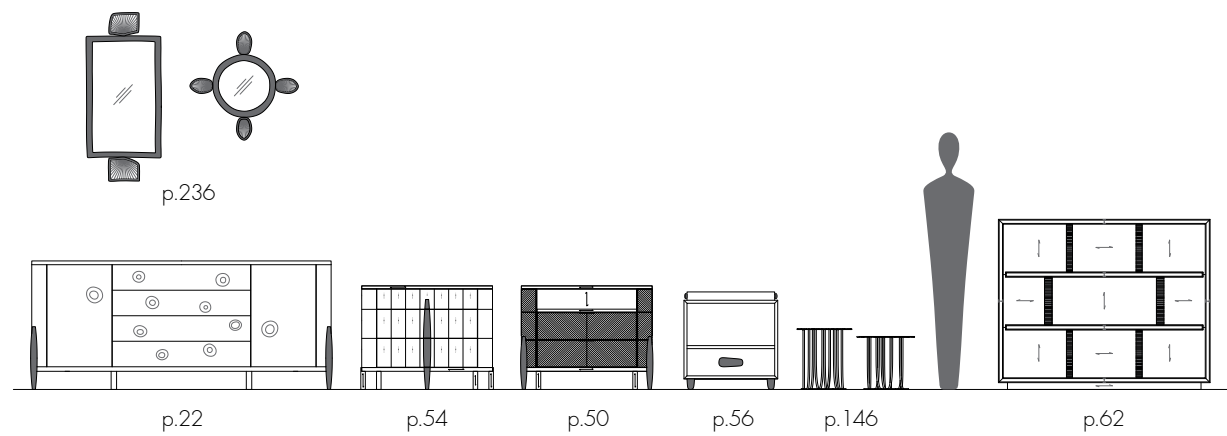
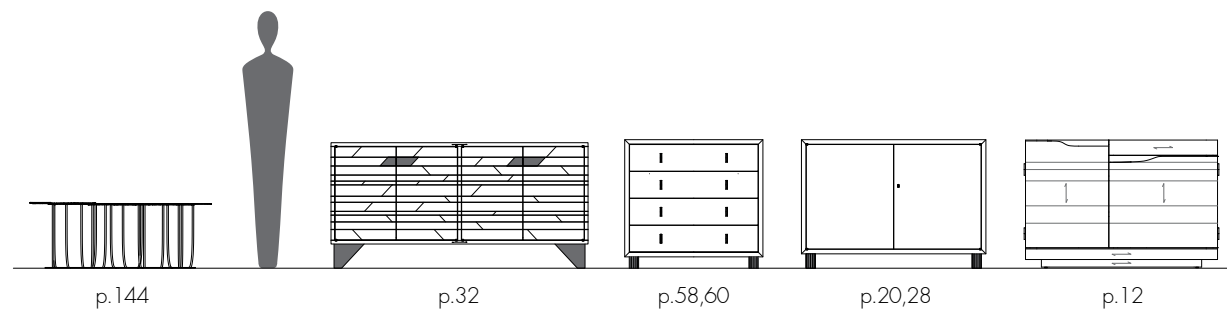
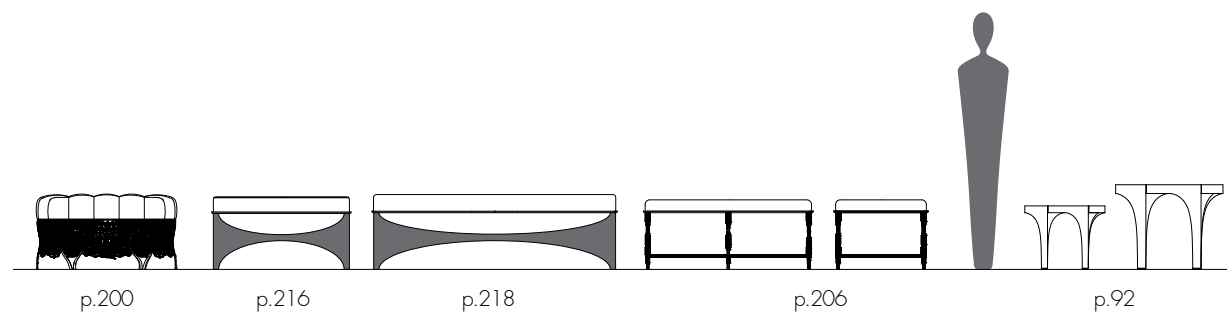
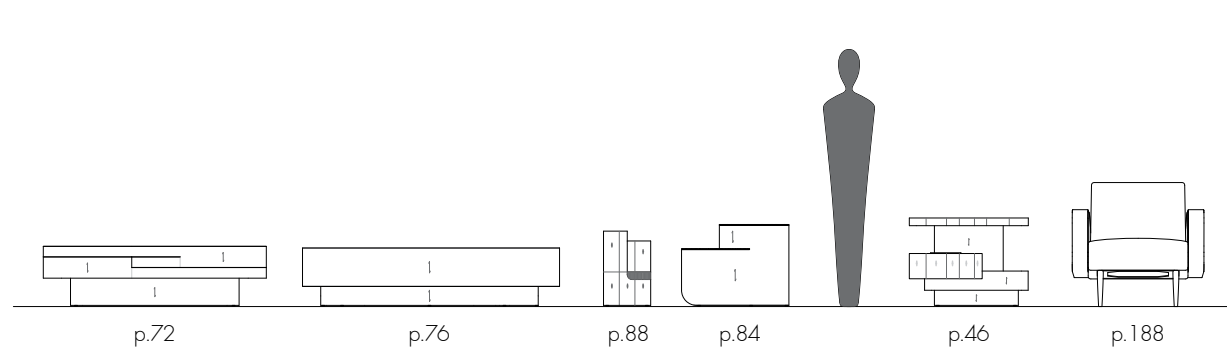


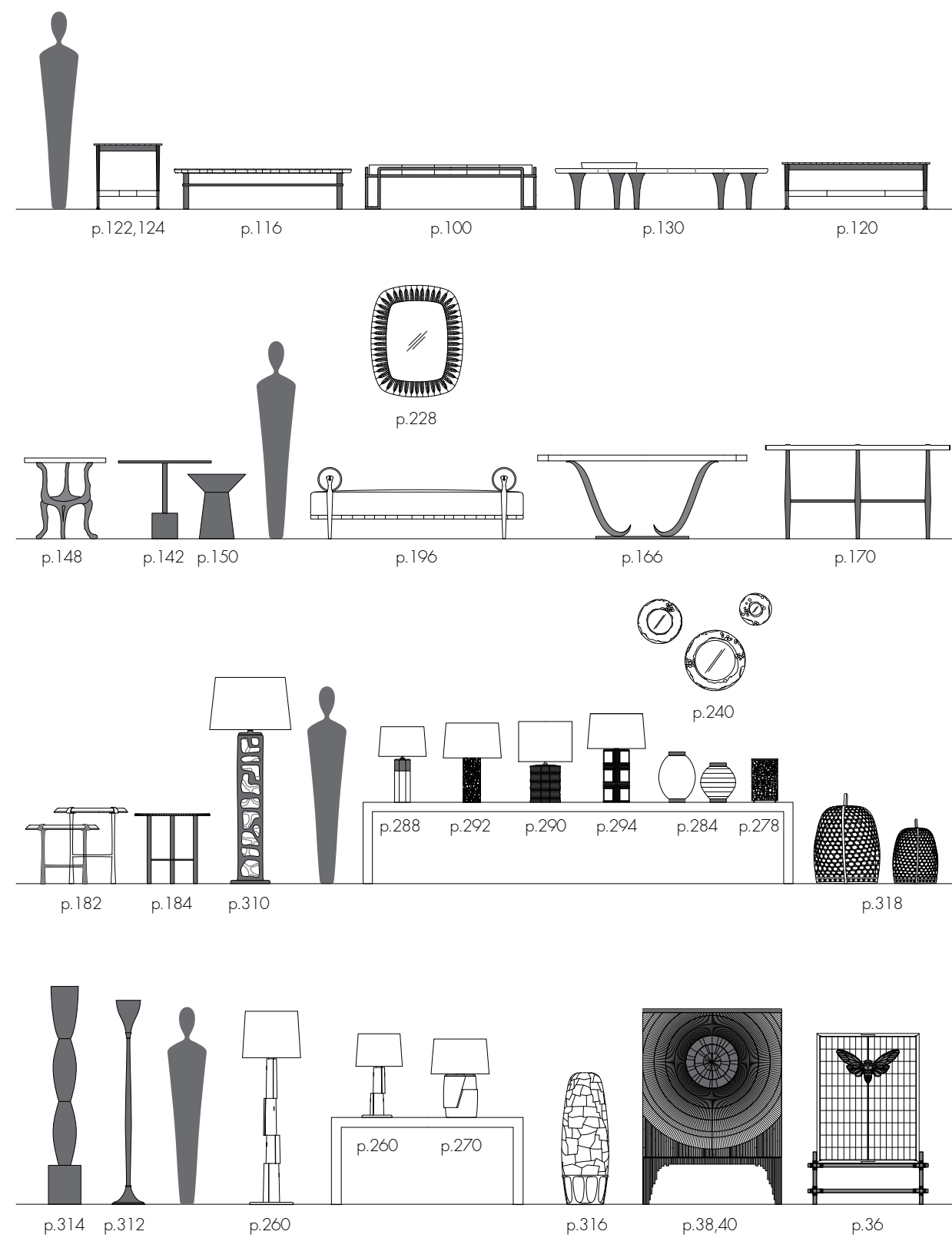
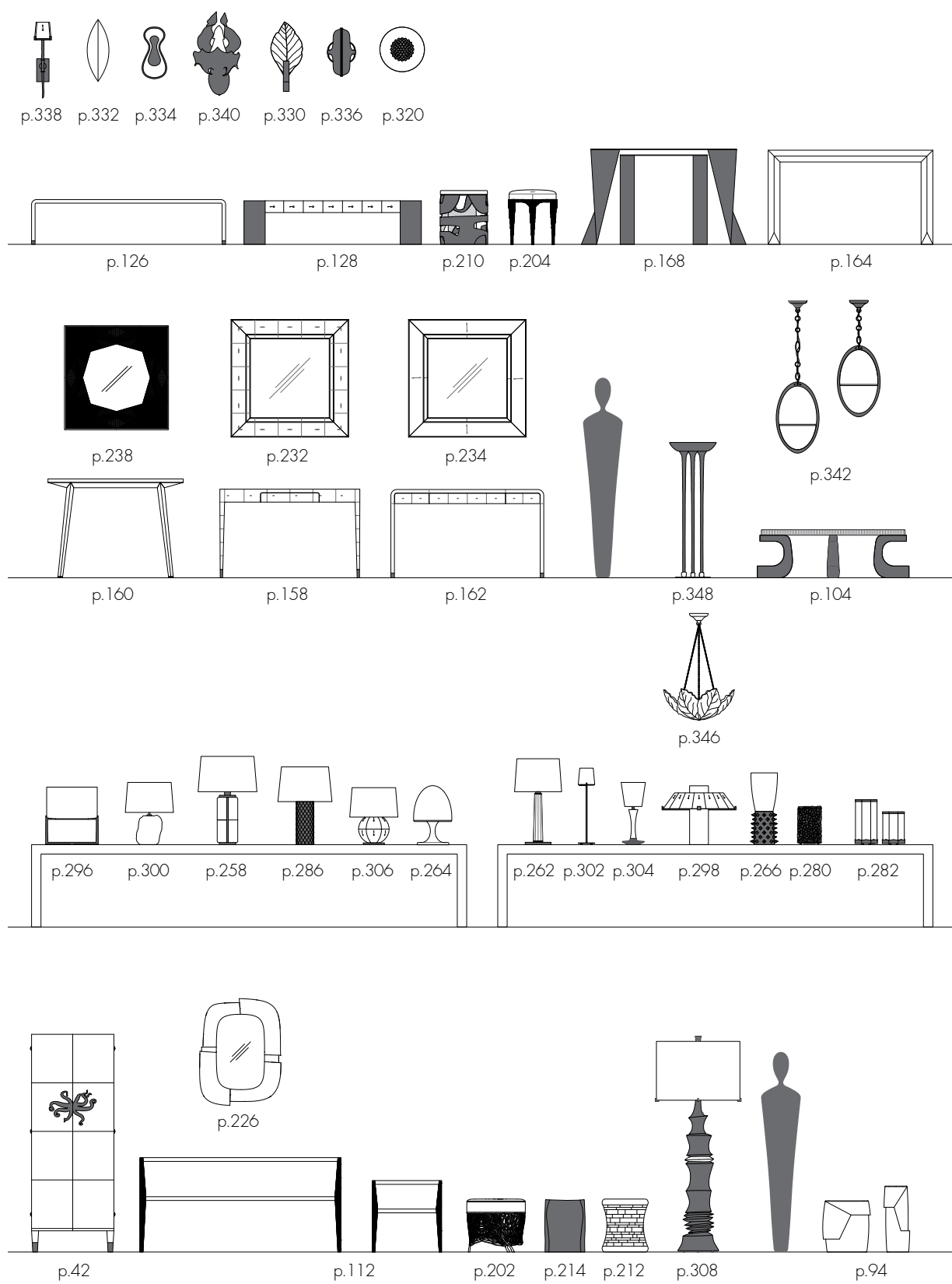
Understanding the Materials

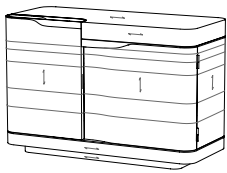
Every Alexander Lamont design is handmade from beautiful natural materials: bronze, straw, shagreen, mica, calcite, parchment, indigo, marble, fine veneers, mother-of-pearl, beetle-wing, repoussé copper...

As such they are living materials and each piece will vary in tone and texture according to their nature. The colour and lines of stone and straw; the grain of parchment; the tone of bronze patina, will all be subtly different for each piece. The techniques we use allow the artisans to express their skills and this too adds a unique aspect to different pieces.

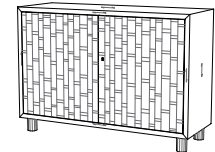
Acquiring an Alexander Lamont work is just the beginning. Nature, time and exceptional craftsmanship, if handled with care, enable each piece to slowly evolve and grow more beautiful, creating heirloom pieces that can be passed to the next generation. Care instructions can be obtained from our representatives.



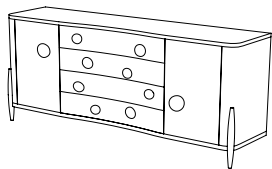




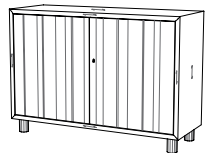
Estribor Drinks Cabinets
Inches W 50 in D 21 1/4 in H 33 1/4 in
Centimetres W 127 cm D 54 cm H 84.5 cm
Materials : a) Ebony Straw, Black Oak, Mahogany Wood, Dark Bronze Steel
b) Beechwood Straw, French Oak, Brushed Amber Steel
App. weight : 120 kgs. / 264.5 lbs.



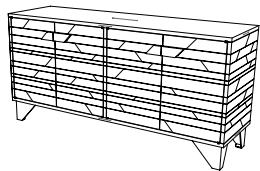
Acadia Low Cabinets
Inches W 48 in D 16 7/8 in H 33 1/2 in
Centimetres W 122 cm D 43 cm H 85 cm
Materials : a) Autumn Embers Straw, Grey Ash, Mahogany, Patinated Brass
b) Ebony Embers Straw, Black Oak, Mahogany, Patinated Brass
App. weight : 90 kgs. / 198.5 lbs.




Copan Credenzas
Inches W 78 1/2 in D 21 1/4 in H 33 1/2 in
Centimetres W 199.5 cm D 54 cm H 85 cm
Materials : Koto, Rock Crystal, Bronze Patina,
a) Ivory over Ivory b) Natural Chocolate Shagreen
App. weight : 135 kgs. / 297.5 lbs.




Aurora Low Cabinet
Inches W 48 in D 16 7/8 in H 33 1/2 in
Centimetres W 122 cm D 43 cm H 85 cm
Materials : Lacquered Eggshell, Lacquered Walnut, Patinated Brass, Walnut
App. weight : 90 kgs. / 198.5 lbs.



Prism Sideboard
Inches W 66 7/8 in D 20 1/2 in H 32 5/8 in
Centimetres W 170 cm D 52 cm H 83 cm
Materials : Prism Straw, Smoked Eucalyptus, Figured Sycamore, Bronze Patina
App. weight : 110 kgs. / 242.5 lbs.



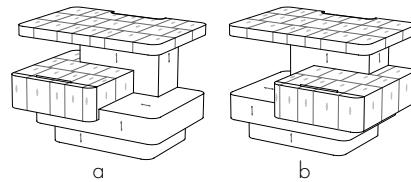
Cicada Bar Cabinet
Inches W 40 3/4 in D 22 1/2 in H 57 7/8 in
Centimetres W 103.5 cm D 57 cm H 147 cm
Materials : Mixed Mica, Smoked Eucalyptus, Figured Sycamore, Bronze Patina, Mirror
App. weight : 102 kgs. / 225 lbs.
LED 24 W Multiregion transformer



a) Amadeo Cabinet FG000113 b) Agata Cabinet FG000114
Inches W 47 in D 19 1/8 in H 66 1/8 in
Centimetres W 119.5 cm D 48.5 cm H 168 cm
Materials : Bronze Patina, Wenge, a) Ebony Straw b) Opal Straw
App. weight : 150 kgs. / 330.5 lbs.



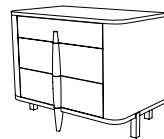
Ocean Armoires
Inches W 27 1/2 in D 20 1/2 in H 72 7/8 in
Centimetres W 70 cm D 52 cm H 185 cm
Materials : a) Reef Coral Parchment, Ivory Parchment, Bronze Patina, Walnut
b) Deep Coral Parchment, Ivory Parchment, Polished Brass, Walnut
App. weight : 101 kgs. / 222.5 lbs.



Pontoon Nightstands
Inches W 31 in D 23 5/8 in H 23 in
Centimetres W 78.5 cm D 60 cm H 58.5 cm
Materials : Natural Speckle Shagreen - matte, French Oak, Brushed Amber Steel
App. weight : 46 kgs. / 101.5 lbs.



Tijuca Nightstands
Inches W 34 1/2 in D 21 1/4 in H 27 in
Centimetres W 87.5 cm D 54 cm H 68.5 cm
Materials : a) Ebony Straw, Anigre, Bronze Patina
b) Burnished Metals Straw, Koto, Bronze Patina
App. weight : 66 kgs. / 145.5 lbs.



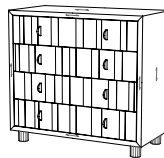
Capanema Nightstand
Inches W 34 1/2 in D 21 5/8 in H 27 in
Centimetres W 87.5 cm D 55 cm H 68.5 cm
Materials : Natural Speckle Shagreen, Koto, Bronze Patina
App. weight : 60 kgs. / 132.5 lbs.



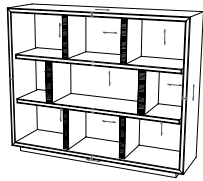
Howdah Nightstand
Inches W 24 3/8 in D 17 7/8 in H 25 3/8 in
Centimetres W 62 cm D 45.5 cm H 64.5 cm
Materials : Natural Parchment, Grey Oak, Lie de Vin Nappa Leather, Bronze Patina
App. weight : 36 kgs. / 79 lbs.



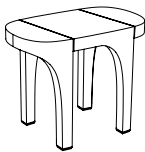
Hythe Tansu
Inches W 36 in D 18 7/8 in H 33 1/2 in
Centimetres W 91.5 cm D 48 cm H 85 cm
Materials : Burnished Woven Straw, Patinated Brass, Maple, Embossed Leather
App. weight : 90 kgs. / 198.5 lbs.



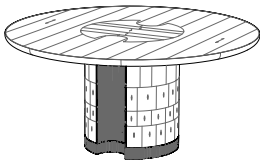
Dover Tansu
Inches W 36 in D 18 7/8 in H 33 1/2 in
Centimetres W 91.5 cm D 48 cm H 85 cm
Materials : Natural Parchment, Grey Ash, Patinated Brass, Maple, Embossed Leather
App. weight : 90 kgs. / 198.5 lbs.



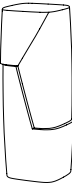
Escada Bookcase
Inches W 55 1/8 in D 14 3/8 in H 44 1/4 in
Centimetres W 140 cm D 36.5 cm H 112.5 cm
Materials : Burnished Metals Straw, Fumed Larch, Gold Plated Brass
App. weight : 78 kgs. / 172 lbs.



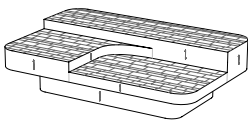
Portico Side Table - Small
Inches W 12 1/4 in L 20 7/8 in H 16 1/2 in
Centimetres W 31 cm L 53 cm H 42 cm
Materials : Café au lait Parchment - Lacquered, Bronze Patina, Patinated Brass
App. weight : 9 kgs. / 20 lbs.



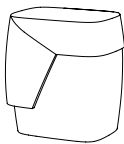
Corteza Dining Tables a) FG006997 b) FG007077
Inches Dia 63 in H 29 3/4 in
Centimetres Dia 160 cm H 75.5 cm
Materials : French Oak, Dark Cherry - Grooves, Bronze Patina,
a) Natural Speckle Shagreen - Matte
b) Natural Chocolate Shagreen - Unpolished
App. weight : 115 kgs. / 253.5 lbs



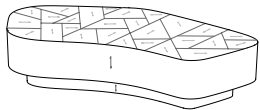
Isola Spot Table
Inches W 8 5/8 in L 8 5/8 in H 22 in
Centimetres W 22 cm L 22 cm H 56 cm
Materials : Cocoa Parchment - Lacquered, Bronze Patina
App. weight : 15 kgs. / 34 lbs.



Pontoon Cocktail Table
Inches W 37 in L 58 in H 15 1/2 in
Centimetres W 94 cm L 147.5 cm H 39.5 cm
Materials : Natural Speckle Shagreen - Matte, French Oak
App. weight : 64 kgs. / 141 lbs.



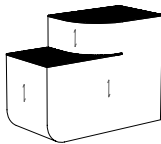
Isola Side table
Inches W 12 in L 16 in H 17 1/8 in
Centimetres W 30.5 cm L 40.5 cm H 43.5 cm
Materials : Cocoa Parchment - Lacquered, Bronze Patina
App. weight : 27 kgs. / 59.5 lbs.



Kumo Cocktail Tables a) FG006988 b) FG006989
Inches W 32 1/4 in L 67 in H 15 1/8 in
Centimetres W 82 cm L 170 cm H 38.5 cm
Materials : a) Ebony Straw, Black Oak
b) Beechwood Straw, French Oak
App. weight : 70 kgs. / 154.5 lbs.



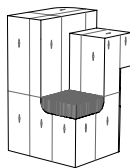
Pavé Table - Tall
Inches Dia 25 5/8 in H 24 3/8 in
Centimetres Dia 65 cm H 62 cm
Materials : Natural Chocolate Shagreen, White Eggshell, Polished Brass, Burnished Brass
App. weight : 37 kgs. / 81.5 lbs.



Estribor Side Tables a) FG006992 b) FG006991
Inches W 13 in L 28 in H 21 1/4 in
Centimetres W 33 cm L 71 cm H 54 cm
Materials : French Oak, Patinated Brass - Droplets
a) Beechwood Straw b) Ebony Straw
App. weight : 28 kgs. / 61.5 lbs.



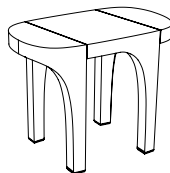
Pavé Table - Small
Inches Dia 23 5/8 in H 20 1/2 in
Centimetres Dia 60 cm H 52 cm
Materials : Natural Speckle Shagreen, White Eggshell, Polished Brass, Burnished Brass
App. weight : 29 kgs. / 64 lbs.



Malabar Spot Tables a) FG006994 b) FG006993
Inches W 12 1/4 in L 12 1/4 in H 19 1/2 in
Centimetres W 31 cm L 31 cm H 49.5 cm
Materials : French Oak, Patinated Brass - Droplets, Patinated Brass - Grooves
a) Natural Speckle Shagreen b) Charcoal Grey Shagreen
App. weight : 17 kgs. / 37.5 lbs.



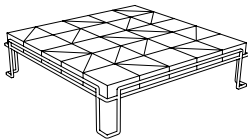
Pavé Table - Low
Inches Dia 27 1/2 in H 17 3/8 in
Centimetres Dia 70 cm H 44 cm
Materials : Natural Chocolate Shagreen, White Eggshell, Polished Brass, Burnished Brass
App. weight : 33 kgs. / 73 lbs.



Portico Side Table - Large
Inches W 16 3/8 in L 28 in H 22 in
Centimetres W 41.5 cm L 71 cm H 56 cm
Materials : Café au lait Parchment - Lacquered, Bronze Patina, Patinated Brass
App. weight : 18 kgs. / 40 lbs.



Medina Coffee Table
Inches W 37 in L 57 1/8 in H 13 3/8 in
Centimetres W 94 cm L 145 cm H 34 cm
Materials : Natural Parchment, Patinated Brass, Bronze Patina
App. weight : 56 kgs. / 123.5 lbs.



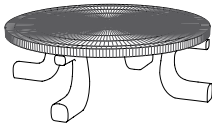
Largo Coffee Tables

		a) FG000091	b) FG000092
Inches	W 57 ⁷ / ₈ in	L 57 ⁷ / ₈ in	H 15 in
Centimetres	W 147 cm	L 147 cm	H 38 cm
Materials :	Bronze Patina,	a) Natural Parchment	b) Pepper Grey Parchment
App. weight :	120 kgs. / 264.5 lbs.		



Damascus Coffee Table

		a) FG000109	b) FG007097
Inches	W 36 in	L 60 in	H 13 ⁵ / ₈ in
Centimetres	W 91.5 cm	L 152.5 cm	H 34.5 cm
Materials :	Bronze Patina, Ebonized Teak, a) Natural Distress Shagreen b) Natural Speckle Shagreen		
App. weight :	45 kgs. / 99 lbs.		



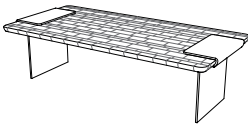
Eshú Coffee Table

			FG005429
Inches	W 50 ³ / ₄ in	L 50 ³ / ₄ in	H 16 ¹ / ₈ in
Centimetres	W 129 cm	L 129 cm	H 41 cm
Materials :	Burnt Coral Straw, Bronze Patina		
App. weight :	67 kgs. / 148 lbs.		



Alexandria Coffee Table

			FG000096
Inches	W 32 ¹ / ₈ in	L 50 in	H 15 ³ / ₄ in
Centimetres	W 81.5 cm	L 127 cm	H 40 cm
Materials :	Ivory over Ivory Shagreen, Polished Brass, Black Oak		
App. weight :	29 kgs. / 64 lbs.		



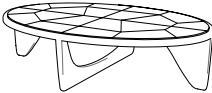
Massif Coffee Table

			FG004649
Inches	W 27 ¹ / ₂ in	L 58 ¹ / ₈ in	H 16 in
Centimetres	W 70 cm	L 147.5 cm	H 40.5 cm
Materials :	Natural Speckle Shagreen Unpolished, Bronze Patina		
App. weight :	72 kgs. / 159 lbs.		



Alexandria Side Tables

		a) FG000094	b) FG000095
Inches	W 23 in	L 23 in	H 22 in
Centimetres	W 58.5 cm	L 58.5 cm	H 56 cm
Materials :	Polished Brass, Ebonized Teak, a) Deep Amber Mica b) Pewter Mica		
App. weight :	13 kgs. / 28.5 lbs.		



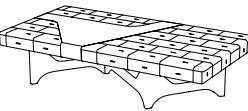
Turtle Coffee Table

			FG003679
Inches	W 39 ³ / ₈ in	L 55 ¹ / ₈ in	H 14 in
Centimetres	W 100 cm	L 140 cm	H 35.5 cm
Materials :	Natural Parchment, Bronze Patina		
App. weight :	62 kgs. / 136.5 lbs.		



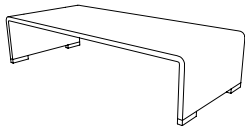
Alexandria Salon Table

			FG000064
Inches	W 17 ⁷ / ₈ in	L 23 in	H 22 in
Centimetres	W 45.5 cm	L 58.5 cm	H 56 cm
Materials :	Bronze Shagreen, Polished Brass, Black Oak		
App. weight :	20 kgs. / 44 lbs.		



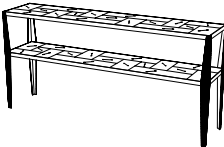
Forge Coffee Table

			FG006326
Inches	W 29 in	L 56 in	H 14 ⁵ / ₈ in
Centimetres	W 73.5 cm	L 142 cm	H 37 cm
Materials :	Natural Speckle Shagreen Unpolished, Bronze Patina, Patinated Brass		
App. weight :	78 kgs. / 172 lbs.		



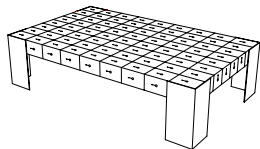
Tourbillon Table

			FG000083
Inches	W 27 ¹ / ₂ in	L 65 in	H 15 in
Centimetres	W 70 cm	L 165 cm	H 38 cm
Materials :	Natural Chocolate Shagreen, Patinated Brass		
App. weight :	38 kgs. / 84 lbs.		




Lattice Console

			FG006327
Inches	W 14 ¹ / ₂ in	L 67 ³ / ₈ in	H 31 ¹ / ₂ in
Centimetres	W 37 cm	L 171 cm	H 80 cm
Materials :	Tundra Lacquer, Bronze Patina		
App. weight :	43 kgs. / 95 lbs.		



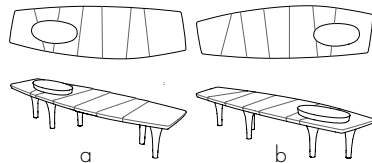
Angle Coffee Table

			FG000062
Inches	W 35 ⁷ / ₈ in	L 59 ¹ / ₂ in	H 14 ⁵ / ₈ in
Centimetres	W 91 cm	L 151 cm	H 37 cm
Materials :	Natural Chocolate Shagreen, Bronze Patina		
App. weight :	70 kgs. / 154.5 lbs.		









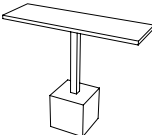
Lattice Side Table




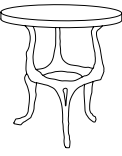
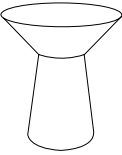
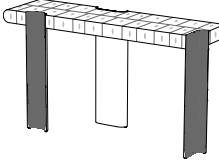

			FG006328
Inches	W 18 ¹ / ₈ in	L 23 ¹ / ₄ in	H 23 ⁷ / ₈ in
Centimetres	W 46 cm	L 59 cm	H 60.5 cm
Materials :	Tundra Lacquer, Bronze Patina		
App. weight :	21 kgs. / 46.5 lbs.		







Marassa Coffee Tables


		a) FG005430	b) FG005431
Inches	W 21 ⁵ / ₈ in	L 72 in	H 13 ³ / ₄ in
Centimetres	W 55 cm	L 183 cm	H 35 cm
Materials :	Lacquered Natural Parchment, Bronze Patina, Black Marble		
App. weight :	33 kgs. / 73 lbs.		

	<p>Ammonite Side Table - Tall</p> <p>Inches Dia 19 ³/₄ in H 26 in</p> <p>Centimetres Dia 50 cm H 66 cm</p> <p>Materials : Lacquered Eggshell, Bronze Patina</p> <p>App. weight : 18 kgs. / 39.5 lbs.</p>	FG004658
	<p>Ammonite Side Table - Low</p> <p>Inches Dia 19 ³/₄ in H 20 ⁷/₈ in</p> <p>Centimetres Dia 50 cm H 53 cm</p> <p>Materials : Lacquered Eggshell, Bronze Patina</p> <p>App. weight : 16.5 kgs. / 36.5 lbs.</p>	FG004659
	<p>Quill Side Tables - Tall</p> <p>Inches W 20 ¹/₂ in L 22 ⁵/₈ in H 21 in</p> <p>Centimetres W 52 cm L 57.5 cm H 53.5 cm</p> <p>Materials : Bronze Patina, a) Pale Onyx Marble b) Black Marble</p> <p>App. weight : 29 kgs. / 64 lbs.</p>	<p>a) FG004660 b) FG004724</p>
	<p>Quill Side Tables - Low</p> <p>Inches W 24 ³/₈ in L 26 ⁵/₈ in H 18 ¹/₄ in</p> <p>Centimetres W 62 cm L 67.5 cm H 46.5 cm</p> <p>Materials : Bronze Patina, a) Pale Onyx Marble b) Black Marble</p> <p>App. weight : 23.5 kgs. / 52 lbs.</p>	<p>a) FG004661 b) FG004725</p>
	<p>Lapis Side Tables - Large</p> <p>a) FG005433 b) FG007107 c) FG007099 d) FG007105</p> <p>Inches W 10 ³/₈ in L 25 ⁵/₈ in H 16 in</p> <p>Centimetres W 26.5 cm L 65 cm H 40.5 cm</p> <p>Materials : a) lapis Lacquer, Bronze Patina b) lapis Lacquer, Burnished Brass</p> <p>c) Ivory Lacquer, Bronze Patina d) Ivory Lacquer, Burnished Brass</p> <p>App. weight : 8.5 kgs. / 18.5 lbs.</p>	
	<p>Lapis Side Tables - Small</p> <p>a) FG005432 b) FG007106 c) FG007098 d) FG007104</p> <p>Inches W 10 ³/₈ in L 15 ³/₄ in H 12 ¹/₄ in</p> <p>Centimetres W 26.5 cm L 40 cm H 31 cm</p> <p>Materials : a) Turquoise Lacquer, Bronze Patina b) Turquoise Lacquer, Burnished Brass</p> <p>c) Ivory Lacquer, Bronze Patina d) Ivory Lacquer, Burnished Brass</p> <p>App. weight : 6 kgs. / 13 lbs.</p>	
	<p>Block Arm Table</p> <p>Inches W 9 ⁵/₈ in L 30 ⁷/₈ in H 26 ³/₈ in</p> <p>Centimetres W 24.5 cm L 78.5 cm H 67 cm</p> <p>Material : Bronze Patina</p> <p>App. weight : 23 kgs. / 50.5 lbs.</p>	FG000060


	<p>Fillo Long Tables</p> <p>Inches W 24 in L 47 ¹/₄ in H 17 ¹/₈ in</p> <p>Centimetres W 61 cm L 120 cm H 43.5 cm</p> <p>Materials : a) Bronze Patina b) Silvered Bronze</p> <p>App. weight : 33 kgs. / 73 lbs.</p>	<p>a) FG000007 b) FG000008</p>
	<p>Fillo Round Table - Low</p> <p>Inches W 15 in L 15 ¹/₈ in H 13 ³/₄ in</p> <p>Centimetres W 38 cm L 38.5 cm H 35 cm</p> <p>Material : Silvered Bronze</p> <p>App. weight : 6 kgs. / 13 lbs.</p>	FG005477
	<p>Fillo Round Table - Tall</p> <p>Inches W 14 ¹/₈ in L 15 ¹/₈ in H 15 ³/₄ in</p> <p>Centimetres W 36 cm L 38.5 cm H 40 cm</p> <p>Material : Silvered Bronze</p> <p>App. weight : 7 kgs. / 15.5 lbs.</p>	FG005478
	<p>Amaranth Lamp Tables</p> <p>Inches Dia 27 ¹/₂ in H 27 ³/₈ in</p> <p>Centimetres Dia 70 cm H 69.5 cm</p> <p>Materials : Bronze Patina, Antique Ivory Tusk Gesso</p> <p>App. weight : 23 kgs. / 50.5 lbs.</p>	FG000069
	<p>Brancusi Spiral Table</p> <p>Inches Dia 19 ⁵/₈ in H 21 ⁷/₈ in</p> <p>Centimetres Dia 50 cm H 55.5 cm</p> <p>Material : Bronze Patina</p> <p>App. weight : 19 kgs. / 42 lbs.</p>	FG000001
	<p>Corteza Console Tables</p> <p>Inches W 15 ³/₄ in L 59 in H 32 ¹/₂ in</p> <p>Centimetres W 40 cm L 150 cm H 82.5 cm</p> <p>Materials : French Oak, Bronze Patina - Groove</p> <p>a) Natural Distress Shagreen b) Natural Speckle Shagreen - Matte</p> <p>App. weight : 83 kgs. / 183 lbs.</p>	<p>a) FG006995 b) FG006996</p>
	<p>Ledge Console Desk</p> <p>Inches W 18 ⁷/₈ in L 46 ⁷/₈ in H 29 ³/₄ in</p> <p>Centimetres W 48 cm L 119 cm H 75.5 cm</p> <p>Materials : Natural Distress Shagreen, Bronze Patina, Maple</p> <p>App. weight : 25 kgs. / 55 lbs.</p>	FG004648

	<p>Facet Console</p> <p>Inches W 14 ¹/₈ in L 45 ¹/₄ in H 33 ¹/₈ in</p> <p>Centimetres W 36 cm L 115 cm H 84 cm</p> <p>Material : Natural Speckle Shagreen</p> <p>App. weight : 32 kgs. / 70.5 lbs.</p>	FG000086
	<p>Cliff Console Desk</p> <p>Inches W 15 in L 51 ¹/₈ in H 29 ¹/₂ in</p> <p>Centimetres W 38 cm L 130 cm H 75 cm</p> <p>Materials : Natural Parchment, Natural Speckle Shagreen, Patinated Brass, Maple</p> <p>App. weight : 43 kgs. / 95 lbs.</p>	FG004656
	<p>Kertas Console</p> <p>Inches W 15 ³/₄ in L 55 ¹/₈ in H 31 ¹/₂ in</p> <p>Centimetres W 40 cm L 140 cm H 80 cm</p> <p>Material : Natural Distress Shagreen</p> <p>App. weight : 42 kgs. / 92.5 lbs.</p>	FG000079
	<p>Fougère Dining Table</p> <p>Inches W 43 ¹/₄ in L 70 ⁷/₈ in H 28 ³/₈ in</p> <p>Centimetres W 110 cm L 180 cm H 72 cm</p> <p>Materials : Bronze Patina, Lacquered Natural Chocolate Shagreen</p> <p>App. weight : 140 kgs. / 308.5 lbs.</p>	FG005077
	<p>Etched Twin Console</p> <p>Inches W 13 ³/₈ in L 55 ¹/₈ in H 31 ⁷/₈ in</p> <p>Centimetres W 34 cm L 140 cm H 81 cm</p> <p>Material : Patinated Steel</p> <p>App. weight : 72 kgs. / 159 lbs.</p>	FG000118
	<p>Orpheus Console Table</p> <p>Inches W 16 in L 62 ⁵/₈ in H 31 ⁷/₈ in</p> <p>Centimetres W 40.5 cm L 159 cm H 81 cm</p> <p>Materials : Lacquered Eggshell, Bronze Patina</p> <p>App. weight : 68 kgs. / 150 lbs.</p>	FG000108
	<p>Margot Side Tables</p> <p>a) FG000097 b) FG000098 c) FG000099 d) FG000100</p> <p>Inches Dia 14 ¹/₈ in H 21 ¹/₄ in</p> <p>Centimetres Dia 36 cm H 54 cm</p> <p>Materials : Bronze Patina, a) Red Moon Lacquer b) Pepper Grey Parchment</p> <p>c) Ivory Parchment d) Charcoal Grey Shagreen</p> <p>App. weight : 8 kgs. / 17.5 lbs.</p>	

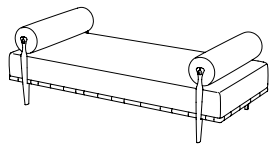
	<p>Void Spot Table</p> <p>Inches W 7 ⁷/₈ in L 10 ³/₈ in H 24 ³/₈ in</p> <p>Centimetres W 20 cm L 26.5 cm H 62 cm</p> <p>Material : Bronze Patina</p> <p>App. weight : 12 kgs. / 26.5 lbs.</p>	FG003687
	<p>Ovum Spot Tables</p> <p>Inches Dia 9 ¹/₂ in H 23 ⁵/₈ in</p> <p>Centimetres Dia 24 cm H 60 cm</p> <p>Materials : Bronze Patina , a) Natural Calcite b) Lacquered Eggshell</p> <p>App. weight : a) 20 kgs. / 44 lbs. b) 15 kgs. / 33 lbs.</p>	a) FG003731 b) FG003686
	<p>Wishbone Side Tables</p> <p>a) FG003684 b) FG007086 c) FG007046</p> <p>Inches Dia 18 ⁷/₈ in H 26 ¹/₈ in</p> <p>Centimetres Dia 48 cm H 66.5 cm</p> <p>Materials : Bronze Patina, a) Shibori Tied-dyed Parchment</p> <p>b) Natural Parchment c) Pepper Grey Parchment</p> <p>App. weight : 13 kgs. / 28.5 lbs.</p>	
	<p>Drop Side Table - Tall</p> <p>Inches W 14 ⁵/₈ in L 25 in H 25 ³/₄ in</p> <p>Centimetres W 37 cm L 63.5 cm H 65.5 cm</p> <p>Materials : Bronze Patina, Beechwood Straw Marquetry</p> <p>App. weight : 16 kgs. / 35 lbs.</p>	FG000107
	<p>Drop Side Table - Low</p> <p>Inches W 14 ⁵/₈ in L 25 in H 20 ¹/₈ in</p> <p>Centimetres W 37 cm L 63.5 cm H 51 cm</p> <p>Materials : Bronze Patina, Beechwood Straw Marquetry</p> <p>App. weight : 15 kgs. / 33 lbs.</p>	FG000104
	<p>Atlas Side Table</p> <p>Inches Dia 25 ³/₈ in H 23 ⁵/₈ in</p> <p>Centimetres Dia 64.5 cm H 60 cm</p> <p>Material : Bronze Patina</p> <p>App. weight : 27 kgs. / 59.5 lbs.</p>	FG000101
	<p>Cable Side Table</p> <p>Inches Dia 15 ¹/₂ in H 21 ⁷/₈ in</p> <p>Centimetres Dia 39.5 cm H 55.5 cm</p> <p>Material : Bronze Patina</p> <p>App. weight : 17 kgs. / 37.5 lbs.</p>	FG004657



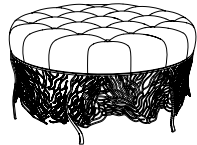
Mirador Lounge Chairs
Inches W 34 1/4 in D 34 in H 32 1/4 in
Centimetres W 87 cm D 86.5 cm H 82 cm
Materials :
a) Cocoa Parchment - Lacquered, Espresso Woven Fabric, Bronze Patina
b) Café au lait Parchment - Lacquered, Ecu Woven Fabric, Patinated Brass
App. weight : 53 kgs. / 117 lbs.



Mirador Slipper Chairs
a) FG006319 b) FG006320 c) FG006321 d) FG006322
Inches W 26 in D 34 in H 32 1/4 in
Centimetres W 66 cm D 86.5 cm H 82 cm
Materials :
a) Espresso Woven Fabric, Bronze Patina b) Cement Woven Fabric, Patinated Brass
c) Cinnabar Red Velvet Fabric, Patinated Brass d) Midnight Blue Velvet Fabric, Bronze Patina
App. weight : 37 kgs. / 81.5 lbs.



Galeria Daybed
a) FG006316 b) FG007100 c) FG007101
d) FG007102 e) FG007103
Inches W 72 in D 35 1/4 in H 24 1/4 in
Centimetres W 183 cm D 89.5 cm H 61.5 cm
Materials : Natural Chocolate Shagreen, Ecu Woven Fabric, Cocoa
Chenille Fabric, Bronze Patina
a) Aventurine b) Black Marble c) Calcite Natural
d) Calcite Amber e) Onyx Marble
App. weight : 70 kgs. / 154.5 lbs.



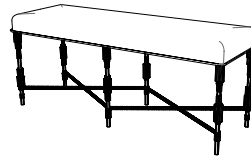
Fan Ottoman
Inches Dia 36 5/8 in H 19 3/4 in
Centimetres Dia 93 cm H 50 cm
Materials : Espresso Woven Fabric, Bronze Patina
App. weight : 50 kgs. / 110 lbs.



Fan Tabouret
Inches W 19 3/4 in D 11 3/4 in H 17 3/4 in
Centimetres W 50 cm D 30 cm H 45 cm
Materials : Grey Velvet, Bronze Patina
App. weight : 8 kgs. / 17.5 lbs.



Rye Stool
Inches Dia 16 3/8 in H 18 1/4 in
Centimetres Dia 41.5 cm H 46.5 cm
Materials : Ecu Woven Fabric, Burnished Brass
App. weight : 12 kgs. / 26.5 lbs.




Rye Benches - Long
Inches W 44 1/4 in D 15 1/8 in H 18 1/8 in
Centimetres W 112.5 cm D 38.5 cm H 46 cm
Materials : Camel Woven Fabric, a) Bronze Patina b) Burnished Brass
App. weight : 22 kgs. / 48.5 lbs.



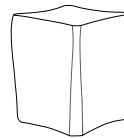
Rye Benches - Small
Inches W 24 5/8 in D 15 1/8 in H 18 1/8 in
Centimetres W 62.5 cm D 38.5 cm H 46 cm
Materials : Camel Woven Fabric, a) Bronze Patina b) Burnished Brass
App. weight : 14 kgs. / 31 lbs.



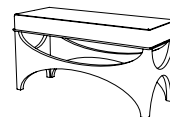
Hudson Stool
Inches Dia 16 in H 17 7/8 in
Centimetres Dia 40.5 cm H 45.5 cm
Materials : Oil-rubbed steel, Polished steel, Lie de Vin Nappa Leather
App. weight : 12 kgs. / 26.5 lbs.



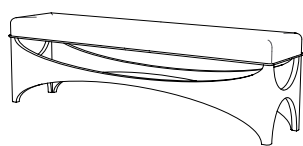
Reel Stool
Inches Dia 15 3/4 in H 17 3/4 in
Centimetres Dia 40 cm H 45 cm
Materials : Natural Chocolate Shagreen, Aluminium
App. weight : 22 kgs. / 48.5 lbs.



Japan Block Stool
Inches W 13 3/4 in D 13 3/4 in H 17 1/2 in
Centimetres W 35 cm D 35 cm H 44.5 cm
Material : Bronze Patina
App. weight : 28 kgs. / 61.5 lbs.



Wing Bench
Inches W 36 3/8 in D 14 3/4 in H 18 7/8 in
Centimetres W 92.5 cm D 37.5 cm H 48 cm
Materials : Jacquard Fabric, Bronze Patina
App. weight : 31 kgs. / 68.5 lbs.



Wing Bench Long

Inches

W 64 in

D 14 ³/₄ in

H 19 ¹/₂ in

Centimetres

W 162.5 cm

D 37.5 cm

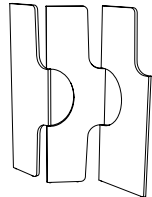
H 49.5 cm

Materials :

Camel Woven Fabric, Bronze Patina

App. weight :

60 kgs. / 132.5 lbs.



Flamengo Screens

a) FG000128

b) FG005523

Inches

W 69 ¹/₄ in

H 74 in

D 1 ⁵/₈ in

Centimetres

W 176 cm

H 188 cm

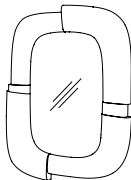
D 4 cm

Materials :

a) Silvered Straw, Koto b) Ebony Straw, Wenge

App. weight :

72 kgs. / 159 lbs.



Aquifer Mirror

FG006325

Inches

W 27 ¹/₈ in

H 35 ⁵/₈ in

D 2 ¹/₈ in

Centimetres

W 69 cm

H 90.5 cm


D 5.5 cm

Materials :

Café au lait Parchment - Lacquered, Bronze Patina

App. weight :

19 kgs. / 42 lbs.



Tribute Mirrors

a) FG006323

b) FG006324

Inches

W 31 ¹/₈ in

H 37 ³/₄ in

D 2 ³/₈ in

Centimetres

W 79 cm

H 96 cm

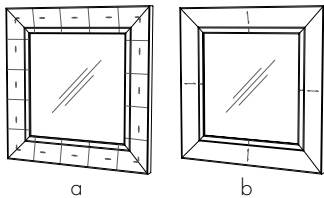
D 6 cm

Materials :

a) Deep Amber Mica, Patinated Brass
b) Pewter Mica, Patinated Brass

App. weight :

30 kgs. / 66.5 lbs.



Volta Mirrors

a) FG005447

b) FG005448

Inches

W 39 ³/₈ in

H 39 ³/₈ in

D 2 in

Centimetres

W 100 cm

H 100 cm


D 5 cm

Materials :

Patinated Brass, Mirror, a) Daybreak Ombré Straw
b) Natural Speckle Shagreen, Natural Chocolate Shagreen

App. weight :

34 kgs. / 75 lbs.



Amulet Mirror - Rectangle

FG004668

Inches

W 19 ¹/₂ in

H 43 ⁷/₈ in

D 1 ⁵/₈ in

Centimetres

W 49.5 cm

H 111.5 cm


D 4 cm

Materials :

Patinated Brass, Daybreak Ombré Straw, Mirror

App. weight :

17 kgs. / 37.5 lbs.



Amulet Mirror - Round

FG004667

Inches

W 28 ¹/₈ in

H 28 ¹/₈ in

D 1 ³/₈ in

Centimetres

W 71.5 cm

H 71.5 cm

D 3.5 cm



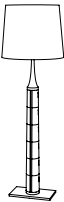
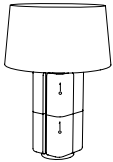
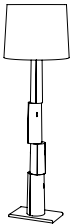
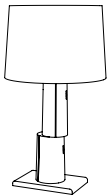

Materials :

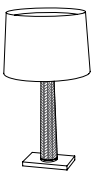




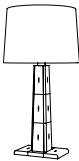

Patinated Brass, Light Natural Ombré Straw, Mirror


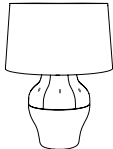
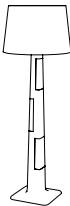


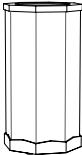
App. weight :

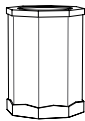
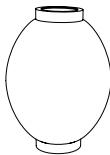


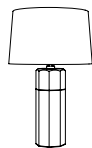

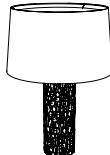
9.5 kgs. / 21 lbs.

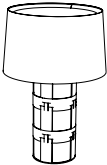

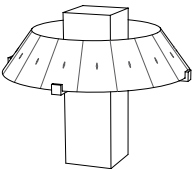




	<div>Gemstone Mirrors</div> <div> <div> <div>Inches</div> <div>W 34 ⁷/₈ in</div> <div>H 34 ⁷/₈ in</div> <div>D 1 ⁵/₈ in</div> </div> <div> <div>Centimetres</div> <div>W 88.5 cm</div> <div>H 88.5 cm</div> <div>D 4 cm</div> </div> </div> <div> <div>Materials :</div> <div>Patinated Brass, Mirror, a) Aqua Straw b) Burnished Metals Straw</div> </div> <div> <div>App. weight :</div> <div>24 kgs. / 53 lbs.</div> </div>	a) FG000053 b) FG000054
	<div>Lune Mirror - Small</div> <div> <div> <div>Inches</div> <div>Dia 10 ⁷/₈ in</div> <div>D 1 ³/₄ in</div> </div> <div> <div>Centimetres</div> <div>Dia 27.5 cm</div> <div>D 4.5 cm</div> </div> </div> <div> <div>Materials :</div> <div>Pure Gold, Bronze Patina, Mirror</div> </div> <div> <div>App. weight :</div> <div>4 kgs. / 9 lbs.</div> </div>	FG000055
	<div>Lune Mirror - Medium</div> <div> <div> <div>Inches</div> <div>Dia 15 in</div> <div>D 2 in</div> </div> <div> <div>Centimetres</div> <div>Dia 38 cm</div> <div>D 5 cm</div> </div> </div> <div> <div>Materials :</div> <div>White Gold, Bronze Patina, Mirror</div> </div> <div> <div>App. weight :</div> <div>8 kgs. / 17.5 lbs.</div> </div>	FG000056
	<div>Lune Mirror - Large</div> <div> <div> <div>Inches</div> <div>Dia 20 ¹/₂ in</div> <div>D 2 ³/₄ in</div> </div> <div> <div>Centimetres</div> <div>Dia 52 cm</div> <div>D 7 cm</div> </div> </div> <div> <div>Materials :</div> <div>Mercury Gold, Bronze Patina, Mirror</div> </div> <div> <div>App. weight :</div> <div>14 kgs. / 31 lbs.</div> </div>	FG000057
	<div>Fillo Mirror</div> <div> <div> <div>Inches</div> <div>W 41 ¹/₂ in</div> <div>H 49 in</div> <div>D 1 ¹/₈ in</div> </div> <div> <div>Centimetres</div> <div>W 105.5 cm</div> <div>H 124.5 cm</div> <div>D 3 cm</div> </div> </div> <div> <div>Material :</div> <div>Bronze Patina</div> </div> <div> <div>App. weight :</div> <div>31 kgs. / 68.5 lbs.</div> </div>	FG000050
	<div>Drift Floor Lamps</div> <div> <div> <div>Inches</div> <div>Dia 19 ¹/₄ in</div> <div>H 62 in</div> </div> <div> <div>Centimetres</div> <div>Dia 49 cm</div> <div>H 157.5 cm</div> </div> </div> <div> <div>Materials :</div> <div>Patinated Brass - Groove, Patinated Brass, Ivory Linen, a) Beechwood Straw b) Ebony Straw</div> </div> <div> <div>App. weight :</div> <div>27 kgs. / 59.5 lbs.</div> <div>E27 Max 60W x 1</div> </div>	a) FG007001 b) FG007000
	<div>Drift Table Lamps</div> <div> <div> <div>Inches</div> <div>Dia 16 ¹/₈ in</div> <div>H 25 ³/₈ in</div> </div> <div> <div>Centimetres</div> <div>Dia 41 cm</div> <div>H 64.5 cm</div> </div> </div> <div> <div>Materials :</div> <div>Patinated Brass - Groove, Patinated Brass, Ivory Linen, a) Beechwood Straw b) Ebony Straw</div> </div> <div> <div>App. weight :</div> <div>6 kgs. / 13.5 lbs.</div> <div>E27 Max 60W x 1</div> </div>	a) FG006999 b) FG006998






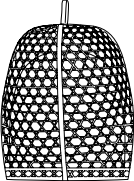

	<div>Maluku Floor Lamp</div> <div> <div>FG004672</div> <div> <div>Inches</div> <div>Dia 18 1/8 in</div> <div>H 61 in</div> </div> <div> <div>Centimetres</div> <div>Dia 46 cm</div> <div>H 155 cm</div> </div> <div>Materials :</div> <div>Natural Parchment, Bronze Patina, Ivory Linen</div> <div>App. weight :</div> <div>11 kgs. / 24.5 lbs.</div> <div>E27 Max 60W x 1</div> </div>
	<div>Maluku Table Lamp</div> <div> <div>FG004671</div> <div> <div>Inches</div> <div>Dia 18 1/8 in</div> <div>H 29 3/8 in</div> </div> <div> <div>Centimetres</div> <div>Dia 46 cm</div> <div>H 74.5 cm</div> </div> <div>Materials :</div> <div>Natural Parchment, Bronze Patina, Ivory Linen</div> <div>App. weight :</div> <div>6 kgs. / 13.5 lbs.</div> <div>E27 Max 60W x 1</div> </div>
	<div>Demi-Monde Floor Lamp</div> <div> <div>FG000026</div> <div> <div>Inches</div> <div>Dia 19 3/4 in</div> <div>H 60 1/4 in</div> </div> <div> <div>Centimetres</div> <div>Dia 50 cm</div> <div>H 153 cm</div> </div> <div>Materials :</div> <div>Natural Speckle Shagreen, Bronze Patina, Ivory Linen</div> <div>App. weight :</div> <div>16 kgs. / 35.5 lbs.</div> <div>E27 Max 60W x 1</div> </div>
	<div>Canister Table Lamp</div> <div> <div>FG000023</div> <div> <div>Inches</div> <div>Dia 19 3/4 in</div> <div>H 29 1/2 in</div> </div> <div> <div>Centimetres</div> <div>Dia 50 cm</div> <div>H 75 cm</div> </div> <div>Materials :</div> <div>Natural Speckle Shagreen, Bronze Patina, Ivory Linen</div> <div>App. weight :</div> <div>14 kgs. / 31 lbs.</div> <div>E27 Max 60W x 1</div> </div>
	<div>Serac Floor Lamp</div> <div> <div>FG006336</div> <div> <div>Inches</div> <div>Dia 19 3/4 in</div> <div>H 65 1/2 in</div> </div> <div> <div>Centimetres</div> <div>Dia 50 cm</div> <div>H 166.5 cm</div> </div> <div>Materials :</div> <div>Natural Distress Shagreen, Bronze Patina, Ivory Linen, Patinated Brass</div> <div>App. weight :</div> <div>20 kgs. / 45 lbs.</div> <div>E27 max 60W x1</div> </div>
	<div>Serac Table Lamp</div> <div> <div>FG006337</div> <div> <div>Inches</div> <div>Dia 15 3/4 in</div> <div>H 28 1/4 in</div> </div> <div> <div>Centimetres</div> <div>Dia 40 cm</div> <div>H 72 cm</div> </div> <div>Materials :</div> <div>Natural Distress Shagreen, Bronze Patina, Ivory Linen, Patinated Brass</div> <div>App. weight :</div> <div>8.5 kgs. / 19 lbs.</div> <div>E27 max 60W x1</div> </div>
	<div>Plume Floor Lamp</div> <div> <div>FG005439</div> <div> <div>Inches</div> <div>Dia 18 1/8 in</div> <div>H 65 1/8 in</div> </div> <div> <div>Centimetres</div> <div>Dia 46 cm</div> <div>H 165.5 cm</div> </div> <div>Materials :</div> <div>Natural Ombre Straw, Bronze Patina, Ivory Linen</div> <div>App. weight :</div> <div>10 kgs. / 22 lbs.</div> <div>E27 max 60W x 1</div> </div>


	<div>Plume Table Lamp</div> <div> <div>FG005438</div> <div> <div>Inches</div> <div>Dia 15 3/4 in</div> <div>H 28 3/4 in</div> </div> <div> <div>Centimetres</div> <div>Dia 40 cm</div> <div>H 73 cm</div> </div> <div>Materials :</div> <div>Natural Ombre Straw, Bronze Patina, Ivory Linen</div> <div>App. weight :</div> <div>5.5 kgs. / 12 lbs.</div> <div>E27 max 60W x 1</div> </div>
	<div>Cupola Floor Lamp</div> <div> <div>FG005441</div> <div> <div>Inches</div> <div>W 18 1/4 in</div> <div>D 12 3/4 in</div> <div>H 66 1/8 in</div> </div> <div> <div>Centimetres</div> <div>W 46.5 cm</div> <div>D 32.5 cm</div> <div>H 168 cm</div> </div> <div>Materials :</div> <div>White Eggshell, Polished Brass, Bronze Patina</div> <div>App. weight :</div> <div>32 kgs. / 70.5 lbs.</div> <div>E27 max 60W x 1</div> </div>
	<div>Cupola Table Lamp</div> <div> <div>FG005440</div> <div> <div>Inches</div> <div>Dia 12 3/4 in</div> <div>H 19 7/8 in</div> </div> <div> <div>Centimetres</div> <div>Dia 32.5 cm</div> <div>H 50.5 cm</div> </div> <div>Materials :</div> <div>White Eggshell, Polished Brass, Bronze Patina</div> <div>App. weight :</div> <div>12 kgs. / 26.5 lbs.</div> <div>E27 max 40W x 1</div> </div>
	<div>Ogún Table Lamp</div> <div> <div>FG005444</div> <div> <div>Inches</div> <div>Dia 9 in</div> <div>H 24 in</div> </div> <div> <div>Centimetres</div> <div>Dia 23 cm</div> <div>H 61 cm</div> </div> <div>Materials :</div> <div>Amber Calcite, Bronze Patina</div> <div>App. weight :</div> <div>18 kgs. / 39.5 lbs.</div> <div>E27 max 60W x 1</div> </div>
	<div>Santo Floor Lamp</div> <div> <div>FG004674</div> <div> <div>Inches</div> <div>Dia 18 1/8 in</div> <div>H 65 1/8 in</div> </div> <div> <div>Centimetres</div> <div>Dia 46 cm</div> <div>H 165.5 cm</div> </div> <div>Materials :</div> <div>Natural Speckle Shagreen Unpolished, Ivory Linen</div> <div>App. weight :</div> <div>7 kgs. / 15.5 lbs.</div> <div>E27 Max 60W x 1</div> </div>
	<div>Santo Table Lamp</div> <div> <div>FG004673</div> <div> <div>Inches</div> <div>Dia 15 3/4 in</div> <div>H 30 1/8 in</div> </div> <div> <div>Centimetres</div> <div>Dia 40 cm</div> <div>H 76.5 cm</div> </div> <div>Materials :</div> <div>Natural Speckle Shagreen Unpolished, Ivory Linen</div> <div>App. weight :</div> <div>4 kgs. / 9 lbs.</div> <div>E27 Max 60W x 1</div> </div>
	<div>Isola Table Lamp</div> <div> <div>FG006338</div> <div> <div>Inches</div> <div>Dia 19 3/4 in</div> <div>H 26 5/8 in</div> </div> <div> <div>Centimetres</div> <div>Dia 50 cm</div> <div>H 67.5 cm</div> </div> <div>Materials :</div> <div>Café au lait Parchment - Lacquered, Bronze Patina, Ivory Linen</div> <div>App. weight :</div> <div>13.5 kgs. / 30 lbs.</div> <div>E27 max 60W x1</div> </div>

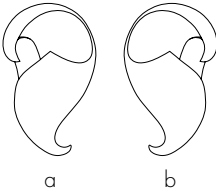
	<p>Aphrodite Bedside Lamp</p> <p>Inches Dia 11 5/8 in H 15 1/8 in</p> <p>Centimetres Dia 29.5 cm H 38.5 cm</p> <p>Materials : Natural Speckle Shagreen, Bronze Patina, Ivory Linen</p> <p>App. weight : 4.5 kgs. / 10 lbs. E14 max 40W x 1</p>	FG003692
	<p>Aphrodite Table Lamp</p> <p>Inches Dia 19 3/4 in H 26 3/8 in</p> <p>Centimetres Dia 50 cm H 67 cm</p> <p>Materials : Natural Speckle Shagreen, Bronze Patina, Ivory Linen</p> <p>App. weight : 13 kgs. / 28.5 lbs. E27 max 60W x 1</p>	FG003691
	<p>Basilica Floor Lamp</p> <p>Inches Dia 23 5/8 in H 68 7/8 in</p> <p>Centimetres Dia 60 cm H 175 cm</p> <p>Materials : Natural Parchment, Bronze Patina, Ivory Linen</p> <p>App. weight : 24.5 kgs. / 54 lbs. E27 max 60W x 1</p>	FG003693
	<p>Lucio Floor Lamps</p> <p>Inches Dia 14 5/8 in H 66 1/8 in</p> <p>Centimetres Dia 37 cm H 168 cm</p> <p>Materials : Bronze Patina, Peking Glass - White Jade</p> <p>App. weight : 55 kgs. / 121.5 lbs. E27 max 60W x 1</p>	FG000120
	<p>York Lantern</p> <p>Inches W 8 7/8 in D 8 7/8 in H 14 3/4 in</p> <p>Centimetres W 22.5 cm D 22.5 cm H 37.5 cm</p> <p>Materials : Polished Brass, Ivory Linen</p> <p>App. weight : 6 kgs. / 13 lbs. E27 max 40W x 1</p>	FG000043
	<p>Ruche Lantern</p> <p>Inches W 8 1/8 in D 8 1/8 in H 12 3/4 in</p> <p>Centimetres W 20.5 cm D 20.5 cm H 32.5 cm</p> <p>Materials : Bronze Patina, Ivory Linen</p> <p>App. weight : 10 kgs. / 22 lbs. E27 max 25W x 1</p>	FG000022
	<p>Cicada Lantern - Electrified</p> <p>Inches W 7 1/2 in D 7 1/2 in H 15 in</p> <p>Centimetres W 19 cm D 19 cm H 38 cm</p> <p>Materials : Peking Glass - White Jade, Bronze Patina</p> <p>App. weight : 8.2 kgs. / 18 lbs. E27 max 40W x 1</p>	FG000016

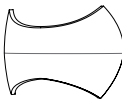
	<p>Cicada Lantern - Candle</p> <p>Inches W 7 1/2 in D 7 1/2 in H 11 in</p> <p>Centimetres W 19 cm D 19 cm H 28 cm</p> <p>Materials : Peking Glass - White Jade, Bronze Patina</p> <p>App. weight : 7.5 kgs. / 16.5 lbs.</p>	FG000058
	<p>Moon Globe Lantern</p> <p>Inches Dia 12 3/8 in H 17 1/8 in</p> <p>Centimetres Dia 31.5 cm H 43.5 cm</p> <p>Materials : Peking Glass - White Jade, Bronze Patina</p> <p>App. weight : 9 kgs. / 20 lbs. E27 max 40W x 1</p>	FG000036
	<p>Moon Faceted Lantern</p> <p>Inches Dia 12 in H 13 3/8 in</p> <p>Centimetres Dia 30.5 cm H 34 cm</p> <p>Materials : Peking Glass - White Jade, Bronze Patina</p> <p>App. weight : 9 kgs. / 20 lbs. E27 max 40W x 1</p>	FG000044
	<p>Quilted Table Lamp</p> <p>Inches Dia 18 1/8 in H 26 in</p> <p>Centimetres Dia 46 cm H 66 cm</p> <p>Materials : Bronze Patina, Ivory Linen</p> <p>App. weight : 6.5 kgs. / 14.5 lbs. E27 max 60W x 1</p>	FG000015
	<p>Otto Table Lamps</p> <p>Inches Dia 16 1/8 in H 25 5/8 in</p> <p>Centimetres Dia 41 cm H 65 cm</p> <p>Materials : Ivory Linen, a) Natural Distress Shagreen b) Louro Preto Wood c) Natural Parchment</p> <p>App. weight : 7 kgs. / 15.5 lbs. E27 max 60W x 1</p>	<p>a) FG000041 b) FG000042 c) FG003695</p>
	<p>Aquifer Table Lamp</p> <p>Inches Dia 18 1/8 in H 27 3/8 in</p> <p>Centimetres Dia 46 cm H 69.5 cm</p> <p>Materials : Bronze Patina, Ivory Linen</p> <p>App. weight : 14 kgs. / 31 lbs. E27 max 60W x 1</p>	FG000038
	<p>Castries Table Lamp</p> <p>Inches Dia 19 3/4 in H 26 3/4 in</p> <p>Centimetres Dia 50 cm H 68 cm</p> <p>Materials : Polished Brass, Ivory Linen</p> <p>App. weight : 8 kgs. / 17.5 lbs. E27 max 60W x 1</p>	FG000039


	<p>Totem Table Lamp</p> <p>Inches Dia 19 ³/₈ in H 29 ⁷/₈ in</p> <p>Centimetres Dia 50 cm H 76 cm</p> <p>Materials : Burned Ash, Patinated Brass, Ivory Linen</p> <p>App. weight : 17 kgs. / 37.5 lbs.</p>	FG000040	E27 max 60W x 1
	<p>Inlet Table Lamps</p> <p>Inches W 17 ¹/₂ in D 11 ³/₈ in H 19 ¹/₄ in</p> <p>Centimetres W 44.5 cm D 29 cm H 49 cm</p> <p>Materials : Bronze Patina, Ivory Linen,</p> <p>a) Natural Speckle Shagreen b) Beechwood Straw</p> <p>App. weight : 6.3 kgs. / 14 lbs.</p>	a) FG000031 b) FG000032	E27 max 40W x 2
	<p>Geo Table Lamp</p> <p>Inches W 24 ³/₄ in D 24 ³/₄ in H 19 ³/₄ in</p> <p>Centimetres W 63 cm D 63 cm H 50 cm</p> <p>Materials : Ivory Parchment, Natural Chocolate Shagreen, Bronze Patina</p> <p>App. weight : 6 kgs. / 13 lbs.</p>	FG000059	E14 max 25W x 4
	<p>Cornice Table Lamps</p> <p>Inches Dia 16 ¹/₈ in H 20 ⁷/₈ in</p> <p>Centimetres Dia 41 cm H 53 cm</p> <p>Materials : Black Marble, Ivory Linen, a) Antique White Gold b) Antique Gold</p> <p>App. weight : 18 kgs. / 39.5 lbs.</p>	a) FG000029 b) FG000030	E27 max 60W x 1
	<p>Stem Table Lamps</p> <p>Inches W 5 ¹/₂ in D 5 ¹/₂ in H 25 ⁵/₈ in</p> <p>Centimetres W 14 cm D 14 cm H 65 cm</p> <p>Materials : Bronze Patina, Gold Leaf, a) Burnished Metals Straw</p> <p>b) Ebony Straw c) Natural Chocolate Shagreen</p> <p>App. weight : 1.6 kgs. / 3.5 lbs.</p>	a) FG005064 b) FG005065 c) FG000012	E14 max 25W x 1
	<p>Fondre Table Lamp</p> <p>Inches Dia 8 ¹/₈ in H 20 ⁵/₈ in</p> <p>Centimetres Dia 20.5 cm H 52.5 cm</p> <p>Materials : Ivory Over Ivory, Ivory Linen, Patinated Brass</p> <p>App. weight : 2.5 kgs. / 5.5 lbs.</p>	FG003622	E14 max 40W x 1
	<p>Globe Table Lamp</p> <p>Inches Dia 16 ¹/₈ in H 19 ¹/₈ in</p> <p>Centimetres Dia 41 cm H 48.5 cm</p> <p>Materials : Natural Speckle Shagreen, Bronze Patina, Ivory Linen</p> <p>App. weight : 9.6 kgs. / 21 lbs.</p>	FG000014	E27 max 60W x 1


	<p>Moulin Floor Lamp</p> <p>Inches Dia 28 ³/₄ in H 72 ¹/₄ in</p> <p>Centimetres Dia 73 cm H 183.5 cm</p> <p>Materials : Bronze Patina, Gold Leaf, Ivory Linen</p> <p>App. weight : 34 kgs. / 75 lbs.</p>	FG000021	E27 max 60W x 2
	<p>Milonga Floor Lamp</p> <p>Inches Dia 27 ¹/₂ in H 69 ⁷/₈ in</p> <p>Centimetres Dia 70 cm H 177.5 cm</p> <p>Materials : Bronze Patina, Mercury Gold Leaf, Ivory Linen</p> <p>App. weight : 37 kgs. / 81.5 lbs.</p>	FG000037	E27 max 60W x 1
	<p>Lithe Uplight</p> <p>Inches Dia 11 ¹/₄ in H 69 ¹/₈ in</p> <p>Centimetres Dia 28.5 cm H 175.5 cm</p> <p>Materials : Bronze Patina, Gold Leaf</p> <p>App. weight : 14 kgs. / 31 lbs.</p>	FG000018	E27 Max 60W x 1
	<p>Carapace Uplight</p> <p>Inches Dia 11 in H 72 in</p> <p>Centimetres Dia 28 cm H 183 cm</p> <p>Material : Bronze Patina</p> <p>App. weight : 45 kgs. / 99 lbs.</p>	FG000011	E27 Max 60W x 1
	<p>Torta Lantern</p> <p>Inches Dia 16 in H 44 ³/₄ in</p> <p>Centimetres Dia 40.5 cm H 113.5 cm</p> <p>Materials : Papier Sauvage, Bronze Patina, Polished Steel</p> <p>App. weight : 11 kgs. / 24.5 lbs.</p>	FG006335	E27 max 60W x 1
	<p>Woven Orb Lanterns - Large</p> <p>a) FG000009 Electrified b) FG000487 Portable</p> <p>Inches Dia 22 ¹/₂ in H 30 ¹/₂ in</p> <p>Centimetres Dia 57 cm H 77.5 cm</p> <p>Materials : Copper, Fibreglass Dome</p> <p>App. weight : 9 kgs. / 20 lbs. a) E27 max 60 W x 1 b) Re-chargeable LED Lantern</p>		
	<p>Woven Orb Lanterns - Small</p> <p>a) FG000010 Electrified b) FG000488 Portable</p> <p>Inches Dia 15 ³/₈ in H 21 ⁷/₈ in</p> <p>Centimetres Dia 39 cm H 55.5 cm</p> <p>Materials : Copper, Fibreglass Dome</p> <p>App. weight : 5.5 kgs. / 12 lbs. a) E27 max 60 W x 1 b) Re-chargeable LED Lantern</p>		


	Yemanyá Wall Sconce		FG005446
Inches	Dia 15 in	D 7 ⁵ / ₈ in	
Centimetres	Dia 38 cm	D 19.5 cm	
Materials :	Gold Leaf, Bronze Patina		
App. weight :	10 kgs. / 22 lbs.		E14 max 40W x 2


	Aloe Wall Sconce		a) FG006339 - Left	b) FG006340 - Right
Inches	W 9 ⁵ / ₈ in	H 13 ³ / ₄ in	D 5 ³ / ₄ in	
Centimetres	W 24.5 cm	H 35 cm	D 14.5 cm	
Material :	Plaster			
App. weight :	3 kgs. / 7 lbs.		E14 max 40W x1	


	Isthmus Sconce		FG004675
Inches	W 13 in	H 8 ⁷ / ₈ in	D 6 ¹ / ₄ in
Centimetres	W 33 cm	H 22.5 cm	D 16 cm
Materials :	Natural Parchment, Gold Leaf		
App. weight :	1.5 kgs. / 3.5 lbs.		E14 max 40W x 1


	Mentawai Sconce		FG004676
Inches	W 8 ¹ / ₄ in	H 15 ¹ / ₂ in	D 4 ¹ / ₈ in
Centimetres	W 21 cm	H 39.5 cm	D 10.5 cm
Material :	Bronze Patina, Polished Brass		
App. weight :	5 kgs. / 11 lbs.		E14 max 40W x 2

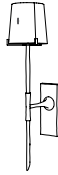
	Canoas Sconce		FG000123
Inches	W 11 ³ / ₄ in	H 6 ¹ / ₈ in	D 6 ¹ / ₂ in
Centimetres	W 30 cm	H 15.5 cm	D 16.5 cm
Materials :	Bronze Patina, Gold Leaf		
App. weight :	3.2 kgs. / 7 lbs.		E14 max 25W x 1


	Folly Sconce		FG000017
Inches	W 10 ⁵ / ₈ in	H 23 ¹ / ₄ in	D 4 ³ / ₈ in
Centimetres	W 27 cm	H 59 cm	D 11 cm
Materials :	Antique Gold, Bronze Patina		
App. weight :	4.5 kgs. / 10 lbs.		E14 max 25W x 1


	Marquis Sconces		a) FG000020	b) FG005485
Inches	W 7 ¹ / ₄ in	H 20 ⁵ / ₈ in	D 4 ³ / ₄ in	
Centimetres	W 18.5 cm	H 52.5 cm	D 12 cm	
Materials :	Polished Brass, a) Bronze Patina		b) Silvered Bronze	
App. weight :	4.5 kgs. / 10 lbs.		E14 max 25W x 2	

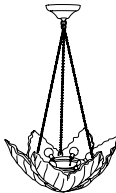
	Hourglass Sconce		FG000035
Inches	W 8 ¹ / ₄ in	H 17 ³ / ₈ in	D 4 ³ / ₈ in
Centimetres	W 21 cm	H 44 cm	D 11 cm
Materials :	Gold Leaf, Bronze Patina		
App. weight :	4.2 kgs. / 9.5 lbs.		E14 max 25W x 2


	Lacuna Sconce			FG000034
	Inches	W 9 1/2 in	H 16 1/8 in	D 4 3/4 in
	Centimetres	W 24 cm	H 41 cm	D 12 cm
	Materials :	Polished Brass, Gold Leaf, Bronze Patina		
	App. weight :	5.5 kgs. / 12 lbs. E14 max 25W x 4		

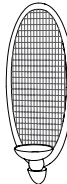
	Archer Sconces	a) FG005062	b) FG005063	c) FG000028
	Inches	W 5 3/4 in	H 25 3/8 in	D 8 1/2 in
	Centimetres	W 14.5 cm	H 64.5 cm	D 21.5 cm
	Materials :	Bronze Patina, Gold Leaf, b) Burnished Metals Straw		c) Natural Chocolate Shagreen
	App. weight :	3.4 kgs. / 7.5 lbs.		E14 max 25W x 1

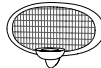
	Labellum Wall Sconce			FG000027
	Inches	W 15 1/2 in	H 28 in	D 11 in
	Centimetres	W 39.5 cm	H 71 cm	D 28 cm
	Materials :	Gold Leaf, Bronze Patina		
	App. weight :	13.5 kgs. / 30 lbs. E14 max 25W x 1		

	a) Cupola Ceiling Downlight	FG005442		
	Inches	W 14 3/8 in	H 87 in	D 12 3/4 in
	Centimetres	W 36.5 cm	H 221 cm	D 32.5 cm
	b) Cupola Ceiling Uplight	FG005443		
	Inches	W 14 3/8 in	H 87 in	D 12 3/8 in
Centimetres	W 36.5 cm	H 221 cm	D 31.5 cm	
Materials :	White Eggshell Lacquer, Bronze Patina, Polished Brass			
App. weight :	a) 20 kgs. / 44 lbs. b) 15 kgs. / 33 lbs. E27 max 60 W x 1			

	Folly Gesso Ceiling Lights	a) FG000019	b) FG005531	c) FG005527
	Inches	Dia 23 3/8 in	H 35 7/8 in	
	Centimetres	Dia 59.5 cm	H 91 cm	
	Materials :	Plaster, a) Gilded Brass	b) Bronze Patina	c) Polished Brass
	App. weight :	10 kgs. / 22 lbs. E14 max 25W x 6		

	Goya Torchere			FG005435
	Inches	Dia 15 1/2 in	H 45 1/4 in	
	Centimetres	Dia 39.5 cm	H 115 cm	
	Materials :	Bronze Patina, Polished Brass		
	App. weight :	16 kgs. / 35.5 lbs.		

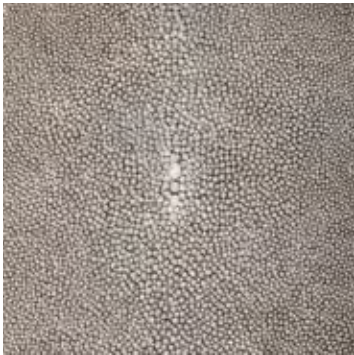
	Scarab Candle Sconce - Tall			FG005436
	Inches	W 6 7/8 in	H 18 1/2 in	D 4 1/2 in
	Centimetres	W 17.5 cm	H 47 cm	D 11.5 cm
	Materials :	Beetle Wing, Burnished Brass		
	App. weight :	2 kgs. / 4.5 lbs.		

	Scarab Candle Sconce - Wide			FG005437
	Inches	W 9 7/8 in	H 6 1/2 in	D 3 in
	Centimetres	W 25 cm	H 16.5 cm	D 7.5 cm
	Materials :	Beetle Wing, Burnished Brass		
	App. weight :	1.1 kgs. / 2.5 lbs.		

SHAGREEN



Natural Speckle



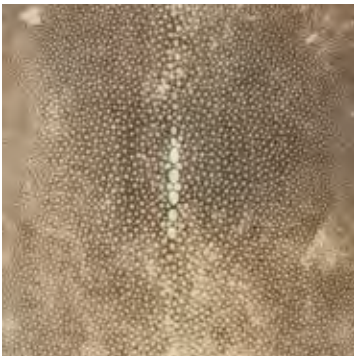
Natural Chocolate



Charcoal Grey




Natural Speckle - Unpolished



Natural Chocolate - Lacquered



Ivory Over Ivory




Natural Distress


MICA



Deep Amber



Pewter



Mixed Mica

PARCHMENT




Ivory



Natural



Pepper Grey




Café Au Lait - Lacquered



Cocoa - Lacquered



Natural - Lacquered




Shibori Tie-Dye

PEKING GLASS



White Jade

BEETLE WING




Beetle Wing

STRAW MARQUETRY



Beechwood



Bronze



Ebony



Burnished Metals



Silvered




Burnished Woven



Light Natural Ombré




Daybreak Ombré




Natural Ombré



Burnt Coral Ombré



Opal



Indigo Prism


STRAW MARQUETRY



Autumn Embers



Ebony Embers



Aqua


LACQUER, EGGSHELL & GESSO



White Eggshell




Lacquered Eggshell




Tundra




Ivory



Lapis



Turquoise



Red Moon




Plaster


WOOD



Figured Sycamore




Smoked Eucalyptus




Fumed Larch



Bamboo




Walnut



Mahogany



Grey Oak



Wenge




Louro Preto



French Oak




Burned Ash



Black Oak


WOOD



Grey Ash




Koto



Dark Cherry, Grooves

STONE




Rock Crystal




Calcite - Amber



Calcite - Natural




Onyx Marble




Black Marble


BRONZE



Bronze Patina, Grooves




Patinated Brass, Grooves




Patinated Brass, Droplets



Bronze Patina



Dark Bronze Steel




Bronze Black



Gold Plated Brass



Polished Brass



Brushed Amber Steel



Burnished Brass



Silvered Bronze

Material swatches shown here are for reference only. If you wish to request any item in a material, colour or finish that is different from that shown on its catalogue page, please obtain a quotation for customisation from our Trade Sales team.

FABRIC & LEATHER



Camel Woven



Cement Woven



Espresso Woven



Ecru Woven



Jacquard




Grey Velvet



Midnight Blue Velvet



Cinnabar Red Velvet



Cocoa Chenille



Lie de Vin Nappa Leather



Embossed Leather



Papier Sauvage



Accessories

Since 2000 Alexander Lamont has made striking organic and sculptural accessories. Please visit our website for our collection of objects, vessels, boxes, trays and other exquisite smaller items. Made by hand and lavished with our signature materials, these pieces are the ones we touch and remember; the treasures that adorn the room.

alexanderlamont.com





Le Mur

Our designs, materials and skills can be seen beautifully on vertical surfaces with simple installation methods. For details on Alexander Lamont's celebrated 'Le Mur' collection of entirely hand-made wall panels please visit your nearest representative to see and touch samples or contact us directly for a catalogue or further information. You can also visit our website.

alexanderlamont.com



ALEXANDER
LAMONT

Credits

Photography : Boonyakorn Pulsri
Zac & Zac
John Hennequin
Yuna Yagi
Marc Schultz
Stylist : Naomi Daimaru

All rights reserved. No part of this publication may be reproduced in any form or any means without prior permission in writing from Alexander Lamont Limited
© Alexander Lamont Limited



ALEXANDER
LAMONT